

TA 0002 S

# HEADSTART FOR THE PHILIPPINES



**MODULES I-V**

DEFENSE LANGUAGE INSTITUTE, FOREIGN LANGUAGE CENTER

---

# HEADSTART

*FOR THE*

# PHILIPPINES



Manila Skyline  
Photo: Mike Gonzalez  
cc-by-sa-3.0

**MODULES I-V**  
FIRST EDITION  
**FEBRUARY 1985**

**DEFENSE LANGUAGE INSTITUTE**  
**FOREIGN LANGUAGE CENTER**

---

**Acknowledgment:**

Most of the photographs used in the Pilipino (Tagalog) Headstart were kindly provided by the Philippine Ministry of Tourism.

Note:

The original photographs in this book have been replaced with public domain or freely licensed equivalent photographs (Date: 2010.1.1)

# CONTENTS

STUDENT GUIDE . . . . .		1
MODULE I--GETTING TO KNOW YOU . . . . .		8
OBJECTIVES. . . . .		9
UNIT 1	<u>Pagbati at Pagpapakilala</u> . . . . .	10
	Greetings and Introductions	
	Notes on the Conversation. . . . .	11
	Exercises. . . . .	12
	Self-evaluation Quiz . . . . .	20
UNIT 2	<u>Sa Pilipinas</u> . . . . .	22
	In the Philippines	
	Notes on the Conversation . . . . .	23
	Exercises. . . . .	25
	Self-evaluation Quiz . . . . .	37
UNIT 3	<u>Saan Kayo Nakatira?</u> . . . . .	38
	Where Do You Live?	
	Notes on the Conversation. . . . .	39
	Exercises. . . . .	40
	Self-evaluation Quiz . . . . .	47
MODULE II--GETTING AROUND . . . . .		48
OBJECTIVES. . . . .		49
UNIT 1	<u>Paano po ba ang pagpunta sa</u> <u>istasyon ng bus?</u> . . . . .	50
	How Does One Get to the Bus Station?	
	Notes on the Conversation. . . . .	51
	Exercises. . . . .	55
	Self-evaluation Quiz . . . . .	62
UNIT 2	<u>Sa Takilya</u> . . . . .	64
	At the Ticket Window	
	Notes on the Conversation. . . . .	65
	Exercises. . . . .	66
	Self-evaluation Quiz . . . . .	82



UNIT 3	<u>Sa Gasolinahan</u> . . . . .	84
	At the Gas Station	
	Notes on the Conversation. . . . .	85
	Exercises. . . . .	87
	Self-evaluation Quiz . . . . .	94
MODULE III--AT THE RESTAURANT . . . . .		95
OBJECTIVES. . . . .		97
UNIT 1	<u>Mesa para sa Dalawa.</u> . . . . .	98
	A Table for Two	
	Notes on the Conversation. . . . .	99
	Exercises. . . . .	100
	Self-evaluation Quiz . . . . .	107
UNIT 2	<u>Sa Restawran</u> . . . . .	108
	At the Restaurant	
	Notes on the Conversation. . . . .	109
	Exercises. . . . .	111
	Self-evaluation Quiz . . . . .	120
MODULE IV--SHOPPING . . . . .		121
OBJECTIVES. . . . .		123
UNIT 1	<u>Sa Pamilihan</u> . . . . .	124
	At the Market	
	Notes on the Conversation. . . . .	125
	Exercises. . . . .	127
	Self-evaluation Quiz . . . . .	138
UNIT 2	<u>Sa Tindahan ng Damit</u> . . . . .	140
	At a Clothing Store	
	Notes on the Conversation. . . . .	141
	Exercises. . . . .	142
	Self-evaluation Quiz . . . . .	155
UNIT 3	<u>Pagbili ng Subenir</u> . . . . .	156
	Buying Souvenirs	
	Notes on the Conversation. . . . .	157
	Exercises. . . . .	158
	Self-evaluation Quiz . . . . .	162

MODULE V--GETTING HELP . . . . .	164
OBJECTIVES . . . . .	165
UNIT 1	
<u>Pag-upa ng Katulong</u> . . . . .	166
Hiring Help	
Notes on the Conversation . . . . .	167
Exercises . . . . .	169
Self-evaluation Quiz. . . . .	176
UNIT 2	
<u>Biglang Pangangailangan sa Tahanan.</u> . . . .	178
Emergency at Home	
Notes on the Conversation . . . . .	179
Exercises . . . . .	180
Self-evaluation Quiz. . . . .	186
KEYS . . . . .	187
GLOSSARY . . . . .	229



# STUDENT GUIDE

You are about to begin the Philippine Headstart course. This course is designed to enable you to communicate in situations which you are likely to encounter in the Philippines. The emphasis of the course is on speaking and understanding Pilipino\*, and you will be working extensively with the tapes.




"Different strokes for ...."

## STUDY HINTS

Individual learning styles vary, so we have built a certain amount of flexibility into the materials to accommodate these variations. The recommendations that we make here have been successful for most students. If you have approaches that work better for you, by all means, use them.

1. We discourage you from trying to read the Pilipino text without listening to the tape. If you attempt to read and then listen to the tape, you will quickly discover that what you hear often doesn't sound like what you see, and you will have wasted valuable time.



"What you see is not what you get"

\* You will hear Pilipino, Tagalog and Filipino used interchangeably in both the audio and video programs.



You will notice that when some words are pronounced by themselves, they will sound different from the way they sound in a sentence. Look at the English sentence "Did you eat yet?" which usually comes out sounding something like "Jeetjet?" Pilipino is no different, so pay careful attention to the way words combine with each other in sentences.



Pumutok ang qoma

Always think about what you're saying. When you begin to think in Pilipino, you'll find it much easier to monitor what you're saying. It won't matter that there is no word-for-word correspondence between the Pilipino and English, because you won't be thinking in English and translating words--you'll be translating thoughts.

3. You may need to refer to your book the first time you do some exercises, but don't be satisfied with your performance until you can do the exercises in the pauses allowed on the tape without referring to the book. If you cannot keep up with the tape, take it a bit slower; stop the tape and give yourself time to formulate your response; repeat the exercise a couple of



Slow-w-w-down

2. You should never repeat anything you don't understand. This does not mean that you must be able to translate everything word for word; it simply means that you should be able to attach a meaning to what you hear and repeat. A good technique is to try to form pictures of what you are repeating.


In certain kinds of exercises you will find yourself becoming very good at making the correct responses without being aware of what you're saying. Guard against this!



times. If you still can't keep up, go on to the next exercise or take a break and then try again.


4. At first it will seem as if you are never going to be able to make some of the sounds you hear. Remember, you are overcoming 20, 30, 40, or more years of speech habit and your muscles will

need some retraining. It's almost as though you suddenly had to start writing with your other hand; it can be done, but it will take some practice. Remember to enunciate clearly, to articulate distinctly, and to project your voice as if you were the anchorman broadcasting the six o'clock news.




5. You will sometimes find grammar notes and literal translations in the Notes on the Conversation immediately following the conversation, and sometimes, as appropriate, with the exercises. The notes are important only if they fit your particular learning style and make it easier for you to learn the material. Memorizing grammar rules is not an objective of this course.

6. Lastly, and most importantly, practice speaking Pilipino at every opportunity; talk to your instructor, to your classmates, to yourself. Use what you have learned. Don't be afraid to experiment with the words and structures you learn.



Speak!



Play with the language! Make new sentences-- even if you have to use an English word. Express your thoughts--that's what language is all about.

## DESCRIPTION OF THE COURSE

The Pilipino Headstart consists of four basic and one optional module with accompanying tapes. Each of the five modules is divided into units (two to three units per module). Each unit is a complete lesson. The learning activities for each unit are:

1. Conversation
2. Notes on the Conversation
3. Exercises
4. Self-evaluation Quiz

Unit-by-unit objectives for each module are stated at the beginning of the module. The Keys to marked exercises and to the self-evaluation quizzes are at the end of the book. The Cumulative Glossary (Pilipino-English and English-Pilipino) follows the Keys.

Modules I through V should be studied in sequence. Average completion time for students who have never studied Pilipino is 30 to 40 hours. The contents of each module are shown below.

## MODULE I. GETTING TO KNOW YOU

- Unit 1. Greetings and Introductions
- Unit 2. In the Philippines
- Unit 3. Where Do You Live?

## MODULE II. GETTING AROUND

- Unit 1. How Does One Get to the Bus Station?
- Unit 2. At the Ticket Window
- Unit 3. At the Gas Station

## MODULE III. AT THE RESTAURANT

- Unit 1. A Table for Two
- Unit 2. At the Restaurant

## MODULE IV. SHOPPING


- Unit 1. At the Market
- Unit 2. At a Clothing Store
- Unit 3. Buying Souvenirs

## MODULE V. GETTING HELP

- Unit 1. Hiring Help
- Unit 2. Emergency at Home

## HOW TO STUDY THE COURSE

Begin with Module I and study each module in sequence. Before you start the tape for each module, read the objectives and the English version of the conversation.



After practicing the conversation check the Notes on the Conversation; in addition to grammatical explanations, the notes contain cultural and general information related to the subject or to the setting of the conversation. In the English version of the conversation, words required in (PILIPINO) but not in English appear in parentheses; words not used in Pilipino but needed in [ENGLISH] are in brackets.




All the instructions are on the tape; do not try to study the course without the tapes. When you are listening and repeating in Pilipino, try to imitate the speakers on the tape as closely as possible. If it helps you to look at the Pilipino, by all means do so, but remember to trust your ears rather than your eyes. In the exercises in which you are required to respond in Pilipino,

the correct response will be given on the tape. Responses and cues to the self-evaluation quizzes and to exercises marked with a **KEY** are also printed in the Keys.

## CONVERSATION FOR LISTENING COMPREHENSION


Near the end of each unit there is a Conversation for Listening Comprehension. These conversations may include words or expressions from units you have already studied or they may include new words. This conversation is for listening practice and it is important that you try to understand as much as possible without looking at your text. Play the conversation several times if you need to. The first time, you may get only a general idea of what is happening, but each time you play it you will understand more. You will be able to confirm any guesses you have made, and you will find yourself beginning to think in Pilipino.



The last step in this exercise is to check your text and any notes on the exercise; then play the conversation again while following your text. The English translation--if you need it--is in the Key.

Keep in mind that the material covered in these conversations is strictly for listening comprehension; any new words or phrases found in these conversations will not be tested.

#### SELF-EVALUATION QUIZZES



Each unit contains Say in Pilipino exercises which will help you review for the Self-evaluation Quiz (SEQ) at the end of each unit. If you have no trouble with these exercises, you are ready for the SEQ. The SEQ, which tests your achievement of the unit objectives, consists of a series of situations in which you must respond either in Pilipino or in English. Depending on the objectives of the unit, you may

be called upon to write down numbers (time, prices), or to comprehend limited written material such as signs displayed in public places. The quizzes are on tape, as are the correct responses to items in which you are required to speak. The correct answers for the entire quiz are printed in the Key. If you can respond correctly to all the items in the quiz in the time allowed on the tape, you can be confident that you have achieved the objectives of that unit.


#### END-OF-MODULE ORAL INTERVIEWS

If you are working on your own and are satisfied with your performance on the SEQs for every unit of a module, you are ready for the next module. If you are working with an instructor, he or she will check your performance on each module before you begin the next one. This check will consist of an informal interview during which you will be asked to respond to your instructor by playing a role appropriate to the subject of the module.



END-OF-COURSE TEST

When you have completed the four modules, you are ready for the End-of-Course Test. This test consists of 50 (multiple-choice) items. If you have performed satisfactorily on the SEQs and interviews, you will probably find this test fairly easy. Eighty percent (40 correct answers) is the passing score.



WE HOPE YOU ENJOY YOUR STUDY!


# MODULE I

# GETTING TO KNOW YOU



The entrance gate of Fort Santiago in Manila  
Photo: Drumlanrig  
Public Domain

## Module I



Sailboat in Cebu Strait off the coast of Maetan  
Photo: Huggorm  
Public Domain

# OBJECTIVES

---

At the end of this module, you will be able to perform the following tasks in Pilipino:

### UNIT 1

1. Greet civilians and members of the military.
2. Use Philippine military ranks in greetings.
3. Respond to greetings.
4. Introduce yourself and others.
5. Respond to introductions.

### UNIT 2.

6. Respond to the question "How long have you been living in (the Philippines, Philippine cities)?" with the number of days, weeks, etc.
7. Ask and respond to the question "Do you like...?" "Would you like...?"
8. Ask and respond to the question "Where are you from?"
9. Use weather expressions such as "It's hot" and "It's cold."

### UNIT 3

10. Ask and respond to the question "Do you have children?"
11. Ask and respond to the question "Where do you work?"
12. Ask and respond to the question "Where do you live?"
13. Excuse yourself, saying that you have to leave.
14. Use typical parting expressions.



## Module I, Unit 1

### CONVERSATION

---




Philippine "Indio" dressed in "Barong Tagalog"  
Photo: Biblioteca Nacional de Madrid  
Public Domain

#### Pagbati at Pagpapakilala Greetings and Introductions

- Gng. Cruz: Magandang gabi po. Good evening.
- Bob Turner: Magandang gabi po naman, Good evening (too),  
Ginang Cruz. Kumusta Mrs. Cruz. How are you?  
po kayo?
- Gng. Cruz: Mabuti po naman, at Quite well, and you?  
kayo?
- Bob Turner: Mabuti po naman. Quite well. Mrs. Cruz,  
Ginang Cruz, ito po this is Anne, my wife,  
si Anne, maybahay ko.
- Gng. Cruz: Ikinagagalak kong I'm pleased to meet  
makilala kayo, you, Mrs. Turner.  
Ginang Turner.
- Anne Turner: Nagagalak din po akong I'm also pleased to  
makilala kayo, meet you, Mrs. Cruz.  
Ginang Cruz.



## NOTES ON THE CONVERSATION



Fort Santiago in Manila  
Photo: Drumlanrig  
Public Domain

Magandang is maganda (literally, "nice," "pretty," or "beautiful") plus the linker -ng. One of the functions of a linker is to connect words which form phrases.

Po is a particle used in respectful address, roughly equivalent to "sir" or "ma'am."

Kumusta, from the Spanish como está, means "How are you?"

Kayo, the plural form of ka ("you"), is used for politeness, even when addressing one person.

Si is used to mark the topic or subject of a sentence when it is someone's name.

Ko is "me," "my," or "mine."

Kong is ko plus the linker -ng.

Din and naman both mean "also," "too." In expressions like Mabuti po naman, naman is used like "quite" or "pretty" in such English expressions as "quite well," "pretty well/fine."

Nagagalak and ikinagagalak are two different verbs formed from the base galak ("happiness").

Nagagalak akong makilala kayo means literally, "I am pleased that you are introduced."

Ikinagagalak kong makilala kayo is literally, "That you are introduced pleases me."

Both sentences say the same thing, but the first focuses on the feeling of the speaker, while the latter focuses on the cause for the feeling.

# EXERCISES

---



Coconut Palace, Manila  
Photo: Paul Shaffner  
cc-by-2.0

## Exercise 1. Repetition

Magandang umaga.	Good morning.
Magandang tanghali.	Good noon (used from 12:00 - 1:00).
Magandang hapon.	Good afternoon.
Magandang araw.	Good day (used from morning to sunset).
Magandang gabi.	Good evening.

## Exercise 2.

You hear: Magandang umaga po. Say: Magandang umaga po naman.
---

## Exercise 3. Repetition

tinylene	lieutenant
kapitan	captain
medyor	major
koronel	colonel
komander	commander
admiral	admiral
sarhento	sergeant

## Exercise 4.

You hear: lieutenant
Say: Magandang araw po, Tinyente.

captain	admiral
sergeant	colonel
lieutenant	major

Note that Ginang is abbreviated Gng., Ginoo is G. and Binibini is Bb. A linker, ng, is added to Ginoo ("Mr.") and Binibini ("Miss") when used with names; e.g., Ginoong Cruz and Binibining Reyes. However, Ginang ("Mrs.") remains the same with or without names. "Mr. and Mrs." is Ginoo at Ginang.



Magandang  
tanghali sa iyo, Juan.



Magandang  
tanghali po, Ginang Cruz.

Exercise 5.

You hear/see: Juan

Say: Magandang tanghali sa iyo, Juan.

OR

You hear/see: Ginoong Cruz

Say: Magandang tanghali po, Ginoong Cruz.

Maria

Bb. Gomez

G. Ramirez

Pedro

Jose

Gng. Ruiz

Paulita



Magandang umaga  
sa inyo.



Magandang umaga  
sa inyong lahat.

Exercise 6. Say in Pilipino:



You hear/see: Good morning, Mrs Ruiz.

Say: Magandang umaga po, Ginang Ruiz.

Good noon, Carlos.

Good evening, Mr. Cruz.

Good afternoon, Pacita.

Good day, Miss Ramirez.

Good evening, Lieutenant.

Good afternoon, Ana.

Good noon, Sergeant.

Good evening to you all.

## Exercise 7.

<p>You hear/see: Lieutenant          Say: Magandang umaga po, Tinyente.          Kumusta po kayo?</p>
---

OR

<p>You hear/see: Lydia          Say: Magandang umaga sa iyo, Lydia.          Kumusta ka?</p>
--

Rebecca

Sergeant Santos

Miguel

Pacita

Mrs. Garcia

Mr. Abrera

## Exercise 8. Say in Pilipino:



Good morning, Mrs. Paraiso. How are you?

Good afternoon, Roberto. How are you?

Good noon, Miss Ruiz. How are you?

Good evening, Captain. How are you?

Good day, Tomas. How are you?

## Exercise 9.

<p>You hear: Magandang umaga po. Kumusta po kayo?          Say: Mabuti po naman.</p>
--

OR

<p>You hear: Magandang gabi sa iyo. Kumusta ka?          Say: Mabuti naman.</p>
---

Note: Asawa is used colloquially for "wife" and is much more common than the more formal maybahay.

Exercise 10. Repetition

Ito po si Mary, maybahay  
ko.

This is Mary, my wife.

Ito po si Peter, asawa  
ko.

This is Peter, my husband.

Ito po si Ellen, asawa  
ko.

This is Ellen, my wife.

Ito po si Frank Olson,  
kaibigan ko.

This is Frank Olson, my  
friend.

Ito po si G. Cruz.

This is Mr. Cruz.

Ito po si Bb. Paraiso.

This is Miss Paraiso.

Exercise 11. Introduce the following people.

Carl, your husband

Tony Johnson, your friend

LT Miller, your friend

yourself

Karen, your wife



Notice that "my" has two forms: Ko when used after a noun, as in asawa ko, and aking when used in front of a noun, as in aking asawa.

Exercise 12. Repetition

Ito si Alicia, asawa ko.  
 Ito ang asawa ko, si Alicia.  
 Ito si Alicia, aking asawa.  
 Ito ang aking asawa, si Alicia.

Exercise 13.

You hear: Ako po si Kapitan Juan Santos.  
 Ikinagagalak kong makilala kayo.  
 Say: Nagagalak din po akong makilala kayo,  
 Kapitan Santos.

Tinyente Fidel Corona	Rafael Aquino
Kapitan Ridon	Alicia Lazaro
Medyor Parado	

Exercise 14. Conversation for Listening Comprehension



Gloria: Magandang araw po, Ginang Turner.

Gng. Turner: Magandang araw sa iyo, Gloria. Kumusta ka?

Gloria: Mabuti po naman. Ginang Turner, ito po si Rosa, kaibigan ko.

Rosa: Nagagalak po akong makilala kayo, Ginang Turner.

Gng. Turner: Kumusta ka, Rosa?



# SELF-EVALUATION QUIZ

---



Skyline of Cebu City  
Photo: P199  
Public Domain

SITUATION 1: You are attending a party in the evening with your wife, Rose. You see Colonel Cabot. Greet him and introduce your wife to him.

SITUATION 2: You run into Mrs. Cruz one afternoon. How would you greet her?

SITUATION 3: You are Captain Turner and I am Colonel Cabral. It is noontime. Greet me and introduce yourself.

SITUATION 4: You meet Mr. and Mrs. Cruz in the morning. How would you greet them?

SITUATION 5: How would you say "How are you?" to the following people?

- a. Mr. Ramos
- b. Mrs. Cruz
- c. Miss Reyes
- d. Teresa
- e. Carlos

SITUATION 6: You would like to introduce yourself and your wife, Rose. What do you say?

SITUATION 7: You have just been introduced to Mr. Cruz's father. Tell him you are pleased to meet him.

SITUATION 8: You would like to introduce your friend Tom to Miss Paraiso. What would you say to Miss Paraiso?

SITUATION 9: You meet your friend Carlos around lunch time. Greet him and ask, "How are you?"

SITUATION 10: You come into the office in the morning and see your secretary, Teresa. Greet her.

SITUATION 11: ON TAPE ONLY

SITUATION 12: ON TAPE ONLY



The City Hall on Taft Avenue in Metro Manila.

Photo: Jhun Taboga  
Public Domain

## Module I, Unit 2

### CONVERSATION

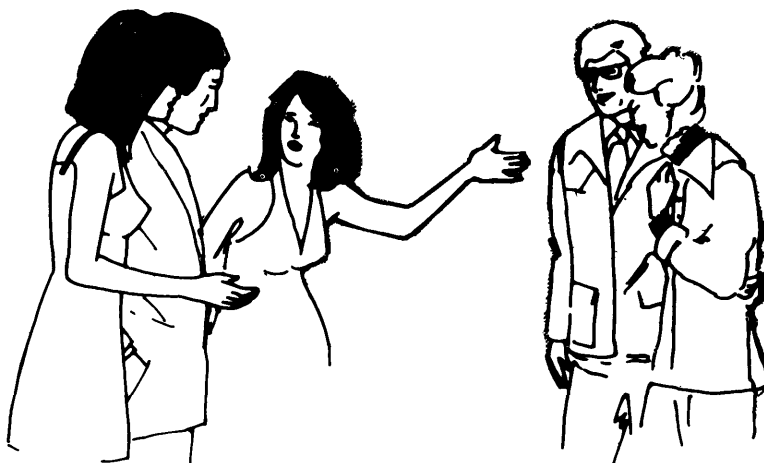
---

#### Sa Pilipinas In the Philippines




Philippine "Indio" dressed in "Barong Tagalog"  
Photo: Biblioteca Nacional de Madrid  
Public Domain

- Gng. Cruz: Ginoo at Ginang Turner, gusto kong ipakilala sa inyo ang mga kaibigan ko, sina Ginoo at Ginang Ramos. Mr. and Mrs. Turner, I would like to introduce to you my friends Mr. and Mrs. Ramos.
- Bob Turner: Nagagalak kaming makilala kayo. We are pleased to meet you.
- G. Ramos: Gayon din po kami. Matagal na ba kayo sa Pilipinas? Likewise. Have you been in the Philippines long?
- Bob Turner: Hindi po, dalawang buwan lamang. No, sir, two months only.
- G. Ramos: Gusto ba ninyo ang Pilipinas? Do you like the Philippines?
- Anne Turner: Opo, gustung-gusto namin. Maganda ang Pilipinas pero mainit. Yes, we like it very much. The Philippines is beautiful but hot.
- Gng. Ramos: Taga-saan po kayo? Where are you from?
- Bob Turner: Taga-Michigan po. Taga-Olongapo po ba kayo? From Michigan, ma'am. Are you from Olongapo?
- Gng. Ramos: Hindi po. Taga-Maynila kami. No, sir. We're from Manila.



## NOTES ON THE CONVERSATION



Fort Santiago in Manila  
Photo: Drumlanrig  
Public Domain

Ipakilala ("to introduce") and makilala ("to meet") are formed from kilala ("acquaintance").

Inyo is the plural of iyo ("you"); sa inyo means "to you."

Ang, usually translated as "the," marks the topic of the sentence.

Mga (pronounced /manga/) is a particle placed before a noun to form the plural. It may be used with or without ang.

Sina is the plural of si (subject marker), used when referring to someone by name.

Kaming is kami ("we") plus the linker -ng.

Nagagalak kami means "we are pleased." Compare it with nagagalak ako, "I am pleased." (Notice that the form of the verb does not change.)

Gayon din is literally "same also."

Matagal na means "a long time now."

Na is "this time," "now," or "already."

Ninyo means "to you" or "by you." Notice that in Gusto ba ninyo ang Pilipinas? ninyo means "by you" and ang Pilipinas is the topic, so a more literal translation might be "Is the Philippines liked by you?" Gusto is derived from Spanish and can mean "like," "want," or "would like."

Ba is a particle used in "yes" or "no" questions.

Namin means "us."

Taga means "from" and refers to place of birth.

\* \* \*

The Pilipino verb system does not have the same kind of tense distinctions as English. There are only three so-called "tenses" of a verb in Pilipino:

Completed action: Perfective

Action begun but not completed: Imperfective

Action not yet begun: Contemplated

The two verbs ikinagagalak (from the infinitive ikagalak) and nagagalak (from the infinitive magalak) show incompleted actions, i.e., imperfective.

"Infinitive"  
Prefix + Base

ika + galak

ma + galak

Imperfective

ik-in-a-ga-galak

na - ga-galak

The rules for forming the imperfective depend on the prefix. Notice only that the imperfectives have syllables with an "n" and both repeat the first syllable of the base. Another example:

ipa + kilala

ma + kilala

ip-in-a-ki-kilala

na - ki-kilala

In Pilipino, the verb does not change whether the subject is singular or plural. Example:

Ipinakikilala sina Ginoo at Ginang Turner kina Ginoo at Ginang Ramos.

(Mr. and Mrs. Turner are being introduced to Mr. and Mrs. Ramos.)

Ipinakikilala si Bob kina Ginoo at Ginang Ramos.

(Bob is being introduced to Mr. and Mrs. Ramos.)

## EXERCISES

---



Coconut Palace, Manila  
Photo: Paul Shaffner  
cc-by-2.0

### Exercise 1. Repetition

Ginang Cruz, gusto kong ipakilala sa inyo\* si Carol,  
maybahay ko.

Mrs. Cruz, I'd like to introduce to you Carol, my wife.

Rose, gusto kong ipakilala sa iyo ang aking\*\* asawa, si Julie.

Rose, I would like to introduce to you my wife, Julie.

Ginoo at Ginang Ramos, gusto kong ipakilala sa inyo ang mga  
kaibigan ko, sina Bill at Joan Preston.

Mr. and Mrs. Ramos, I'd like to introduce to you my  
friends Bill and Joan Preston.

Juan, gusto kong ipakilala sa iyo si Bob, kaibigan ko.

Juan, I would like to introduce to you Bob, my friend.

\*Notice that inyo (the plural of "you") is used for respect even though only one person is being addressed.  
\*\*"My" is aking when it precedes the noun and ko when it follows.

### Exercise 2.

You see: your friend Tom

Say: Ginoo at Ginang Cruz, gusto kong  
ipakilala sa inyo ang kaibigan ko,  
si Tom.

your wife, Barbara (use maybahay)

Mr. Thompson

your husband, Robert

your friend Karen Adams

your friends Paul and Ellen Johnson



## Exercise 3. Repetition

Matagal na ba kayo sa Pilipinas?

Have you (pl.) been in the Philippines long?

Matagal ka na ba sa Pilipinas?

Have you (sing.) been in the Philippines long?

Matagal ka na ba rito\*?

Have you been here long?

Hindi pa ako matagal dito.

I haven't been here long (yet).

Hindi pa kami matagal dito.\*

We haven't been here long (yet).

Gaano katagal kayo sa Pilipinas?

How long have you (pl.) been in the Philippines?

Gaano katagal ka sa Pilipinas?

How long have you (sing.) been in the Philippines?

\*Rito (here) follows words ending in vowels.  
Dito (here) follows words ending in consonants.

## Exercise 4. Repetition

araw	day	mga araw	days
linggo	week	mga linggo	weeks
buwan	month	mga buwan	months
taon	year	mga taon	years
oras	hour	mga oras	hours

## Exercise 5. Repetition

isa	1	labing-isa	11
dalawa	2	labindalawa	12
tatlo	3	labintatlo	13
apat	4	labing-apat	14
lima	5	labinlima	15
anim	6	labing-anim	16
pito	7	labimpito	17
walo	8	labingwalo	18
siyam	9	labinsiyam	19
sampu	10	dalawampu	20

Note that labing is used before numbers which begin with a vowel or w; labim in front of p, and labin in front of other consonants.

When mga is used with a number, it means "about".

## Exercise 6. Repetition

sampung* araw	10 days
mga anim na* linggo	about 6 weeks
labintatlong buwan lamang	13 months only
mga labing-apat na taon	about 14 years
labinsiyam na oras	19 hours
mga dalawampung araw	about 20 days

\*When followed by another word, a number ending in a vowel adds -ng; if it ends in a consonant, na is inserted after the number.

Exercise 7. Say in English:



Exercise 8.

You hear: Gaano katagal kayo sa Pilipinas?  
 You see: Two months.  
 Say: Dalawang buwan.

Two weeks.

Six months only.

Twenty days.

Seventeen days only.

About 1 year.

About 15 months.

Exercise 9. Repetition

Tatlong buwan na\* kami rito.

We have been here 3 months (now).

Apat na araw lamang ako rito.

I have been here only 4 days.

Labing-isang linggo na ako rito.

I have been here 11 weeks (now).

Labinsiyam na araw lamang ang\*\* maybahay ko rito.

My wife has been here for only 19 days.

Anim na buwan na si\*\* Paul dito.

Paul has been here 6 months (now).

Walong linggo lamang ang\* kaibigan ko rito.

My friend has been here only 8 weeks.

Labing-anim na araw lamang ako sa Olongapo.

I have been in Olongapo for only 16 days.

Hindi pa ako matagal dito, dalawang araw lamang.

I have not been here long, only 2 days.

\*Na - "now," "up to now." This is not the same na used as a linker after numbers.

\*\*The topic of a sentence is identified by si or sina for names of persons; ang for nouns and names of places.

## Exercise 10. Say in Pilipino:



I have been here for 8 weeks now.

I have been here for only 3 weeks.

I have been in Olongapo for 13 months now.

My wife has been here for only 6 months.

We have been in the Philippines for 2 years now.

We haven't been in the Philippines long, only  
4 weeks.

## Exercise 11.

You hear: Gusto ba ninyo ang Pilipinas? Say: Oo, gustung-gusto namin.
--

OR

You hear: Gusto mo ba ang Pilipinas? Say: Oo, gustung-gusto ko.
--

## Exercise 12.

You hear: Gusto ba ninyo ang Maynila? Say: Hindi, hindi namin gusto. (No, we don't like it.)
--

OR

You hear: Gusto mo ba ang Olongapo? Say: Hindi, hindi ko gusto. (No, I don't like it.)
--

## Exercise 13. Repetition

Gusto mo ba ng\* bir?

Would you like some beer?

Gusto ba ninyo ng kape?

Would you like some coffee?

Gusto ba ninyo ng alak?

Would you like a alcoholic drink?

Gusto mo ba ng gatas?

Would you like some milk?

Gusto mo ba ng tubig?

Would you like some water?

Gusto ba ninyo ng tsa?

Would you like some tea?

Gusto mo bang\*\* uminom?


Would you like something to drink? (Lit.: Would you like to drink?)

Gusto ba ninyong\*\* kumain?

Would you like something to eat? (Lit.: Would you like to eat?)

\*ng (pronounced /nang/) may be translated as "some" or "a."

\*\*-ng is a linker when gusto mo ba or gusto ba ninyo is followed by a verb.



Exercise 14. Repetition

Gusto ba ninyo ng alak?

Would you like an alcoholic drink?

Ayoko po.

I don't care for any.

Ayoko po ng alak.

I don't care for an alcoholic drink.

Ayaw namin ng alak.

We don't care for an alcoholic drink.

Gusto mo ba ng 7 Up.

Would you like some 7 Up.

Ayoko, ayoko ng 7 Up.

No, I don't care for 7 Up.

Gusto mo ba ng bir?

Would you like some beer?

Oo, gusto ko.

Yes, I would (like some).

Gusto ko ng San Miguel bir.

I would like San Miguel beer.

Gusto mo ba ng kape, tsa o gatas?

Would you like coffee, tea or milk?

Gusto ko ng tsa.

I would like tea.

Exercise 15. Repetition

mainit	hot	ma +	<u>init</u>	heat
malamig	cold	ma +	<u>lamig</u>	coldness
mahangin	windy	ma +	<u>hangin</u>	wind
maulan	rainy	ma +	<u>ulan</u>	rain

## Exercise 16.

You hear: Gusto mo ba ang Alaska?  
 You see: cold  
 Say: Oo, gusto ko pero malamig.

cold  
 rainy  
 hot  
 windy

## Exercise 17. Repetition

mainit nang kaunti	a little hot
malamig nang kaunti	a little cold
mahangin nang kaunti	a little windy
maulan nang kaunti	a little rainy

## Exercise 18.

You hear: Mainit ba sa Pilipinas?  
 Say: Oo, mainit nang kaunti.

## Exercise 19. Repetition

mainit na mainit	very hot
malamig na malamig	very cold
mahangin-mahangin	very windy
maulang-maulan	very rainy

Notice that just as with the numbers, the form of the linker varies:

maganda\_ -- magandang maganda  
 mainit\_ -- mainit na mainit  
 mahangin\_ -- mahanging mahangin

Exercise 20.

masyadong mainit/napakainit	very hot, too hot
masyadong malamig/napakalamig	very cold, too cold
masyadong mahangin/napakahangin	very windy, too windy
masyadong maulan/napakaulan	very rainy, too rainy

Exercise 21.

You hear/see: Mainit sa Pilipinas.  
 Say: Mainit ba sa Pilipinas?

Mahangin sa Baguio.  
 Masyadong maulan sa Maynila.  
 Malamig sa Baguio kung\* Disyembre.  
 Mainit na mainit kung Hulyo.  
 Napakahangin kung Oktubre.

\*Kung is translated as "during," "in."

Exercise 22.

Malamig nang kaunti kung Nobyembre, Disyembre, Enero at Pebrero.  
 It's a little cold during November, December, January and February.



MODULE I

Mainit na mainit kung Marso, Abril at Mayo.

It's very hot during March, April and May.

Maulan kung Hunyo, Hulyo at Agosto.

It's rainy during June, July and August.

Masyadong mahangin at maulan kung Septyembre at Oktubre.

It's very windy and rainy during September and October.

Panahon ng bagyo kung Septyembre at Oktubre.

It's typhoon season during September and October.

Exercise 23. Repetition

Taga-California si John.

John is from California.

Taga-Michigan ako.

I am from Michigan.

Taga-New York ang asawa ko.

My spouse is from New York.

Taga-Maynila po ba kayo?

Are you from Manila, sir?

Maganda ang Hundred Islands.

Hundred Islands is beautiful.

Mainit sa Pilipinas.

The Philippines is hot.

Mainit ang kape.

The coffee is hot.

Malamig kung Disyembre.

It's cold during December.

Si John ito.

This is John.

Exercise 24. Say in English:



## Exercise 25. Say in Pilipino:



1. Mr. and Mrs. Ramos, I would like to introduce to you my wife, Sarah.
2. Are you from Manila, Mrs. Ramos?
3. I have been here for 20 days only.
4. My friend has been in the Philippines for two years now.
5. We like the Philippines very much.
6. I'm from California.
7. Is it very hot in Baguio in May?
8. It's a little cold in California.
9. I am pleased to meet you.
10. Have you been in Manila long, Juan?
11. Where are you from, Juan?
12. Do you like Subic Bay?

Exercise 26. Conversation for Listening Comprehension

- Pedro: Hoy, Tom. Saan ka pupunta?
- Tom: Diyan lang. Kumusta ka?
- Pedro: OK lang. Tom, ito si Victoria.
- Tom: Ikinagagalak kong makilala ka, Victoria.
- Victoria: Gayon din ako.
- Tom: Matagal na ba kayo rito?
- Pedro: Mga isang oras lang. Ano, gusto ba ninyong uminom?
- Tom: Oo, mabuti, gusto ko ng bir.
- Pedro: Ikaw Victoria, anong gusto mo, coke o bir?
- Victoria: Coke para sa akin.

**NOTE:** Hoy is used as an interjection meaning "Hi!"  
Saan ka pupunta? is a very common informal greeting, literally, "Where are you going?"  
Diyan lang means "Just here." It is the standard response to Saan ka pupunta?  
OK lang is "Just fine."  
Ano, literally "what," is used here as an interjection: "Hey," "Say."  
Anong is Ano plus the linker -ng.



## SELF-EVALUATION QUIZ



Skyline of Cebu City  
Photo: P199  
Public Domain

SITUATION 1: You have just met Mrs. Bautista at a party. Ask her where she's from.

SITUATION 2: You want to go to Hundred Islands for the weekend, but you're not sure about the weather. Ask a Filipino if it's very hot in Hundred Islands.

SITUATION 3: Someone offers you some beer. Say that you don't care for beer and that you would like a coke.

SITUATION 4: You have just met Mr. Ramos. Ask him if he is from Olongapo.

SITUATION 5: You are talking to an elderly Filipino. Ask him if Baguio is very hot in December.

SITUATION 6: You come from Oregon. You've been in the Philippines for about seven months, and you like it very much, but it's a little hot. Answer the following questions.

SITUATION 7: You are on an excursion in Corregidor. How would you say "I like Corregidor very much."

SITUATION 8: You are a dinner guest at the house of a Filipino student whom you met recently. At the dinner table his mother asks you if you like Filipino food. Tell her in Pilipino, "Yes, I like it very much."

SITUATION 9: The waiter has brought you a cup of tea. As you take a sip, you find that the tea is cold. Tell the waiter the tea is cold.

SITUATION 10. ON TAPE ONLY.

## Module I, Unit 3

### CONVERSATION

---



Philippine "Indio" dressed in "Barong Tagalog"  
Photo: Biblioteca Nacional de Madrid  
Public Domain


#### Saan Kayo Nakatira? Where Do You Live?

- Gng. Ramos: May anak po ba kayo? Do you have children?
- Anne Turner: Opo, mayroon. Mayroon kaming tatlo, dalawang lalaki at isang babae. Yes, we have. We have three, two boys and one girl.
- G. Ramos: Nagtatrabaho ba kayo sa Clark Air Base, Ginoong Turner? Do you work at Clark Air Base, Mr. Turner?
- Bob Turner: Hindi po. Nagtatrabaho ako sa Subic Bay. No, sir. I work at Subic Bay.
- G. Ramos: Saan po kayo nakatira? Where do you live?
- Bob Turner: Sa Binictican, sa Subic. At Binictican, in Subic.
- Gng. Ramos: Gabi na. Hindi na po kami makapagtatagal. Paalam na po. It's (getting) late. We can't stay longer. Good-bye.
- Anne Turner: Adiyos. Magkita tayong muli. Good-bye. Let's see each other again.



## NOTES ON THE CONVERSATION

---



Fort Santiago in Manila  
Photo: Drumlanrig  
Public Domain

May can mean "have" or "has," "there is," "there are," "there was," or "there were."

Mayroon is the same as may but usually used in responding to a may question.

Kami is "we" ("I and others").

Makapagtatagal means "to be able to stay longer." This is the usual way to say you have to leave whether you're visiting or run into someone on the street.

Tayong (tayo plus the linker -ng) means "we" ("you and I and others"); compare it with kami ("I and someone else or others, but not you"). Filipino makes a distinction between "we" when the person being addressed is included (tayo) or excluded (kami).

Paalam is the formal "good-bye," and is used by the person who leaves first. More commonly used terms, such as "O, sige na" or "Hanggang bukas," will also be heard.

Adiyos ("good-bye") is used as a response to paalam.



# EXERCISES

---



Coconut Palace, Manila  
Photo: Paul Shaffner  
cc-by-2.0

## Exercise 1.

You hear: Maria  
Say: May anak ka ba?

OR

You hear: Ginang Cruz  
Say: May anak ba kayo?\*

Ginang Flores  
Danilo  
Armando  
Ginang Pineda  
Milagros

Amparo  
Kapitan Lapuz  
Perla  
Tinyente Cortez

\*Remember, to be extra polite you can say May anak po ba kayo?

## Exercise 2. Repetition

anak na lalaki	son
anak na babae	daughter
isang lalaki	one boy
dalawang babae	two girls
tatlong lalaki	three boys
apat na babae	four girls
limang lalaki	five boys
anim na anak na lalaki	six sons
pitong anak na babae	seven daughters

walong anak na lalaki at  
dalawang anak na babae

siyam na anak na babae at  
isang anak na lalaki

sampung anak, limang lalaki  
at limang babae

eight sons and two  
daughters

nine daughters and  
one son

ten children, five  
boys and five girls

Exercise 3.

You hear: May anak po ba kayo?

You see: apat na anak

Say: Mayroon po kaming apat na anak.

pitong anak

tatlong babae

limang lalaki

isang lalaki at anim na babae

apat na babae at tatlong lalaki

dalawang anak na babae at isang anak na lalaki

Exercise 4.

You hear: May anak ka ba?

You see: three children

Say: Mayroon akong tatlong anak.

two children

four boys

five girls

three boys

one girl



Exercise 5. Say in Pilipino:



1. We have three children.
2. We have one boy and one girl.
3. I have three boys.
4. I have three children, two boys and one girl.

Exercise 6. Repetition

May anak ka ba?

Do you have children?

Wala.\* Wala po akong anak.

No, I don't. I don't have children.

May anak ba kayo?

Do you have children?

Wala. Wala kaming anak.

No, we don't. We don't have children.

May anak na babae ka ba?

Do you have [any] daughters?

Wala akong anak na babae.

I don't have [any] daughters.

May anak na lalaki ba kayo?

Do you have [any] sons?

Wala kaming anak na lalaki.

We don't have [any] sons.

Wala ba kayong\*\* anak na lalaki?

Don't you have [any] sons?

Wala. Mayroon kaming anak na babae lamang.

No, we don't. We have daughters only.

\*Wala corresponds to "doesn't have" or "don't have."  
 \*\*Kayo plus the linker -ng.

May asawa ba kayo?

Do you have a spouse? [Are you married?]

Wala. Wala akong asawa.

No, I'm not. I don't have a spouse. [No, I'm not married.]

Exercise 7.

You hear: Nagtatrabaho ba kayo sa Officer's Club?

You see: Youth Center

Say: Hindi. Nagtatrabaho ako sa Youth Center.

Subic Bay

Grande Island

Clark Air Base

Cubi Point

Exercise 8.

You hear: Carlos

You say: Nagtatrabaho ka ba sa Olongapo?

OR

You hear: Ginang Pineda

You say: Nagtatrabaho ba kayo sa Olongapo?

Pedro

Binibining Aquino

Tinyente Cortez

Danilo

Perla

Ginang Cruz

## Exercise 9.

<p>You hear: Saan kayo nakatira?          You see: Maynila          Say: Nakatira kami sa Maynila.</p>
--

Olongapo	Corregidor
Mariveles	Clark Air Base
Kalayaan	Cubi Point

## Exercise 10.

<p>You hear: Saan ka nakatira?          You see: Olongapo          Say: Nakatira ako sa Olongapo.</p>
---

Subic	Corregidor
Cubi Point	Olongapo
Kalalaki	BOQ

## Exercise 11.

<p>You hear: Saan kayo nakatira?          You see: Olongapo          Say: Nakatira kami sa Olongapo.</p>
--

OR

<p>You hear: Saan ka nakatira?          You see: Cubi Point          Say: Nakatira ako sa Cubi Point.</p>
---

Subic	Binictican
Clark	Maynila

Olongapo  
Cubi Point

Corregidor  
BOQ

Exercise 12. Say in English:



Exercise 13. Say in Pilipino:



1. Do you work at Clark Air Base, Mr. Cruz?
2. Do you live in Olongapo, Lieutenant?
3. Do you live in Olongapo, Juan?
4. Do you work at Subic, Miss Flores?
5. Do you have children, Mrs. Pineda?
6. I work in Subic Bay, sir.
7. We live in Olongapo.
8. We have five children.
9. I can't stay any longer, sir.
10. We have three sons.
11. I have one daughter only.
12. We have five children, four boys and one girl.
13. We don't have any children.



Welcome sign at the entrance to Subic Bay Naval Base  
Photo: US Navy, Camera Operator: S. Smith  
Public Domain

Exercise 14. Conversation for Listening Comprehension

- Victoria: Tom, nagtatrabaho ka ba sa Subic Bay?
- Tom: Hindi. Nagtatrabaho ako sa Cubi Point.
- Victoria: Gusto mo ba ang trabaho mo roon?
- Tom: Oo, gustung-gusto ko. Nagtatrabaho ka rin ba?
- Victoria: Aba, oo, nagtatrabaho ako sa Bank of America. Saan ka nakatira?
- Tom: Nakatira ako sa Rizal Avenue, Olongapo.
- Pedro: Gusto ba ninyong kumain?
- Tom: Oo, gusto ko. May lumpia ba?
- Pedro: Oo, mayroong lumpia, pansit, puto, adobo...
- Tom: Okey, sige. Kain na tayo.

<b>NOTE:</b>	roon - there aba - ah lumpia, pansit, puto, adobo - Philippine food Sige means "Let's go." Kain is the alternate form of kumain ("to eat").
--------------	---

# SELF-EVALUATION QUIZ

---



Skyline of Cebu City  
Photo: P199  
Public Domain

SITUATION 1: You are talking to Mrs. Gomez. Ask whether she has any children.

SITUATION 2: You have been asked if you have any children. Answer for your spouse and yourself that you have six children.

SITUATION 3: You meet Mrs. Ramos at a party. She asks you if you have any children. How would you say in Pilipino that you have no children?

SITUATION 4: At a party you meet someone who looks familiar. Ask him if he works at Subic Bay.

SITUATION 5: You meet a couple at a picnic, and you want to ask them where they live. What would you say?

SITUATION 6: You want to excuse yourself from a conversation by saying that you can't stay any longer. What do you say?

SITUATION 7: You are about to leave a party and want to say "good-bye" to your host. What do you say?

SITUATION 8: ON TAPE ONLY.

SITUATION 9: You are assigned at Grande Island. You, your wife, and three children (one boy and two girls) live in Olongapo. Answer the questions you hear on the tape.

# MODULE II


# GETTING AROUND



Photo: Gabo Halili  
cc-by-2.0

The Rizal Memorial in Rizal Park faces  
Roxas Boulevard, Metro Manila.

## Module II



Sailboat in Cebu Strait off the coast of Mactán  
Photo: Huggorm  
Public Domain

# OBJECTIVES

---

At the end of this module you will be able to perform the following tasks in Pilipino:

- UNIT 1
1. Ask for and understand directions.
  2. Say "I don't understand" and "Please, repeat."
  3. Ask about distance (far, near).
  4. Understand Pilipino and Tagalized Spanish numbers (1-60) used to state distances (in terms of kilometers, streets and time).
  5. Express your thanks to someone who has helped you.
- UNIT 2
6. Ask for the departure or arrival time of a bus, plane, or boat and understand the answer.
  7. Ask about one-way or round-trip fares.
  8. Understand Tagalized Spanish terms for prices (20-60).
- UNIT 3
9. Ask a gas station attendant for routine service and understand statements such as "The car needs oil/water" and "Everything is OK."
  10. Describe repairs your car needs.
  11. Make arrangements to have your car repaired (days of the week).
  12. Ask a gas station attendant "How much for everything?" and understand his answer.



## Module II, Unit 1

### CONVERSATION

---

Paano po ba ang pagpunta sa istasyon ng bus?  
How Does One Get to the Bus Station?



Philippine "Indio" dressed in "Barong Tagalog"  
Photo: Biblioteca Nacional de Madrid  
Public Domain




- Bob: Mamà, maaari po bang magtanong?      Mister, may I ask a question?
- Tao\*: Oo, pwede. Ano iyon?      Yes, you can. What is it?
- Bob: Paano po ba ang pagpunta sa istasyon ng bus?      How does one get to the bus station?
- Tao: Sa kantong ito, kumanan ka. Dumeretso ka hanggang sa Rizal Avenue. Sa kaliwa mo, makikita mo ang istasyon ng bus.      At this corner, turn right. Go straight ahead to Rizal Avenue. On your left, you'll see the bus station.
- Bob: Hindi ko po naiintindihan. Pakiulit po ninyo.      I didn't understand. Please repeat, sir.
- Tao: Sa kantong ito, kumanan ka. Dumeretso ka hanggang sa Rizal Avenue. Sa kaliwa mo, makikita mo ang istasyon ng bus.      At this corner, turn right. Go straight ahead as far as Rizal Avenue. On your left, you'll see the bus station.

\*Tao - person

- Bob: Gaano kalayo rito ang istasyon? How far from here is the station?
- Tao: Mga sampung minuto sa dyip. About 10 minutes by jeepney. Mabuti pa magdyip ka. It would be better to take the jeepney.
- Bob: Marami pong salamat sa tulong ninyo. Thank you very much for your help.
- Tao: Walang anuman. Don't mention it. (It's nothing.)

## NOTES ON THE CONVERSATION



Fort Santiago in Manila  
Photo: Drumlanrig  
Public Domain

Mamà is a polite term used to address a man whose name you don't know. Notice that the mark over the "a" indicates that the vowel is cut short or stopped; it is not a stress mark.

Maaari is sometimes used instead of puwede. Both mean "can" or "may."

Kantong is kanto ("corner") plus the linker -ng.

Makikita--future of makita--"will be able to see."

Mo is "you" or "your." Sa kaliwa mo, "On your left"; Makikita mo..., "You will see...." (See the next page for a summary of Pilipino pronouns.)

Pakiulit is paki (prefix for polite request) and ulit ("to repeat")--"Please, repeat."

Hanggang means "until," "as far as," or "to." Hanggang bukas, "until tomorrow," is commonly used when parting from someone you expect to see the next day.

Dyip ("jeepney") is an ornately decorated, elongated jeep used as a jitney. Jeepneys have routes like buses, but except in Manila do not have regular stops; the driver will stop whenever requested. You just say Para po!; the destination is painted on the side. In some places the jeepneys are also color and number coded.

Magdyip means "to take a jeepney." Mag added to a noun changes it to a verb; for example, asawa - "spouse"; mag-asawa - "to get married." Mag is often used with foreign words: mag-sweater - "to put on/wear a sweater"; magbus - "to take/ride a bus."

### PRONOUNS

One pronoun in Pilipino may have several meanings in English, as you saw in the examples Sa kaliwa mo, "on your left," and Makikita mo, "you will see."

Different pronouns in Pilipino may have only one English equivalent; for example, asawa ko and aking asawa both mean "my spouse."

Every pronoun in Pilipino has three forms, classified as the ang, ng, and sa forms. The form of the pronoun often depends on its position in the sentence.

↓ As you know, ang in front of a noun marks it as the topic of a sentence, so the pronouns that are used as topics are called the ang forms.

#### Examples:

I	<u>ako</u>	Tatlong buwan na <u>ako</u> rito. ( <u>I</u> have been here three months now)
You	<u>ka/ikaw</u>	Kumusta <u>ka</u> ? (How are <u>you</u> ?)
We (I & others)	<u>kami</u>	Hindi <u>kami</u> makapagtatagal. ( <u>We</u> can't stay longer.)
We (You & I & others)	<u>tayo</u>	Magkita <u>tayong</u> muli. (See <u>each other</u> again.)
You (pl.)	<u>kayo</u>	Saan <u>kayo</u> nakatira? (Where do <u>you</u> (pl.) live?)

2 The ng form. These pronouns may correspond to the English possessive pronouns or adjectives, as well as subject or object pronouns.

Examples:

I, my, me	<u>ko</u>	Gusto <u>ko</u> ang Pilipinas. (I like the Philippines. Literally, the Philippines pleases <u>me</u> .)  Ito si Anne, maybahay <u>ko</u> . (This is Anne, <u>my</u> wife.)
You, your	<u>mo</u>	Gusto <u>mo</u> ba ang Pilipinas? (Do <u>you</u> like the Philippines?)  ...sa kaliwa <u>mo</u> . (...on <u>your</u> left.)
We, our, us	<u>namin</u>	Nakatira sa Olongapo ang kaibigan <u>namin</u> , si Pedro (when the person you're speaking to doesn't know Pedro). ( <u>Our</u> friend Pedro lives in Olongapo.)
We, our, us	<u>natin</u> *	...ang kaibigan <u>natin</u> , si Pedro (when the person you're speaking to also knows Pedro). ( <u>Our</u> friend Pedro...)
You, your (pl.)	<u>ninyo</u>	Gusto ba <u>ninyo</u> ang Pilipinas? (Do you (pl.) like the Philippines?) Literally, Does the Philippines please <u>you</u> ?  Anak na lalaki ba <u>ninyo</u> ito? (Is this <u>your</u> son?)

3 The sa form. This form may correspond to an object pronoun or possessive pronoun/adjective and is often used with sa.

Examples:

Me, my, mine	(sa) <u>akin</u>	Ito si Anne, ang <u>aking</u> maybahay. (This is Anne, <u>my</u> wife.)
You	(sa) <u>iyo</u>	Magandang umaga sa <u>iyo</u> . (Good morning to <u>you</u> .)
We, our, us (I & others)	(sa) <u>amin</u> *	Ito si Bobby ang <u>aming</u> anak na lalaki. (This is <u>our</u> son Bobby.)

---

\*Not yet studied

We, our, us  
 (You & I & others) (sa) atin\* Nagtatrabaho sa Olongapo ang ating  
 kaibigan, si Pedro.  
 (Our friend Pedro is working in  
 Olongapo.)

You (pl.) (sa) inyo Gusto kong ipakilala sa inyo si  
 Ginoong Ramos.  
 (I would like to introduce to you  
 Mr. Ramos.)



Jeepney in Quezon City  
 Photo: Albert Hazan  
 Public Domain

---

\*Not yet studied

## EXERCISES

---



Coconut Palace, Manila  
Photo: Paul Shaffner  
cc-by-2.0

### Exercise 1.

You hear: Pagsanjan Falls

Say: Paano po ba ang pagpunta sa Pagsanjan Falls?

### Exercise 2. Repetition

kanan	right	<u>k</u> umanan	turn/go right
kaliwa	left	<u>k</u> umaliwa	turn/go left
deretso	straight [ahead]	<u>d</u> umeretso	go straight
sa kanan	on the right	sa kanan mo	on your right
sa kaliwa	on the left	sa kaliwa mo	on your left

### Exercise 3. Repetition

Sa kaliwa, makikita mo ang Manila Hotel.

On the left, you will see the Manila Hotel.

Sa kanan mo, makikita mo ang Manila International Airport.

On your right, you will see the Manila International Airport.

Makikita mo ang Rizal Park sa kaliwa mo.

You will see Rizal Park on your left.

Makikita mo roon ang Pilipinas Hotel sa kanto.

You will see there the Pilipinas Hotel on the corner.

Kumanan ka sa kanto, at makikita mo ang Department of Tourism.

Turn right at the corner, and you will see the Department of Tourism.

Sa kantong ito, kumaliwa ka at dumeretso ka. Makikita mo ang U.S. Embassy.

At this corner, turn left and go straight. You will see the U.S. Embassy.

Exercise 4. Say in English:



Exercise 5.

You hear: Aristocrat Restaurant  
Say: Gaano kalayo ang Aristocrat Restaurant?

Exercise 6. Repetition

Malayo ba rito ang Clark Air Base?

Is Clark Air Base far from here?

Oo, malayo rito. Mga isang oras sa bus.

Yes, it's far from here. About one hour by bus.

Malapit ba ang Binictican dito?

Is Binictican near here?

Oo, malapit din. Mga dalawang kalye.

Yes, it is (also) close. About two blocks.

Malayo ba ang Manila Opera House?

Is the Manila Opera House far?

Hindi, hindi malayo. Mga limang minuto lang sa dyip.

No, not far. Only about five minutes by jeepney.

Malayo ba ang MIA mula rito?

Is MIA [Manila International Airport] far away from here?

Oo, malayo rito. Tatlong kilometro.

Yes, it's far from here. Three kilometers.

Malapit ba ang Hundred Islands mula rito?

Is Hundred Islands nearby (here)?

Hindi, malayo rito. Mga dalawampung oras sa kotse.

No, it's far from here. About twenty hours by car.

Malapit ba ang Malakanyang sa Legarda?

Is Malacañang close to Legarda?

Oo, malapit ang Malakanyang sa Legarda.

Yes, Malacañang is close to Legarda.

NOTE: Mula ("from") is used for emphasis. We have translated mula as "away" when used with malayo and as "by" when used with malapit. Notice that rito/dito can occur after ba or at the end of the sentence. Mula rito normally is at the end.

Lang ("only") is the short form of lameng.

Exercise 7. Say in English:



Exercise 8. Review

isa	1	labing-isa	11
dalawa	2	labindalawa	12
tatlo	3	labintatlo	13
apat	4	labing-apat	14
lima	5	labinlima	15
anim	6	labing-anim	16
pito	7	labimpito	17
walo	8	labingwalo	18
siyam	9	labinsiyam	19
sampu	10		



Exercise 9. Repetition

dalawampu	20	apatnapu't lima	45
dalawampu't* isa	21	apatnapu't pito	47
dalawampu't dalawa	22	apatnapu't siyam	49
dalawampu't siyam	29	limampu	50
tatlumpu	30	limampu't tatlo	53
tatlumpu't isa	31	limampu't apat	54
tatlumpu't walo	38	limampu't siyam	59
apatnapu	40	animnapu	60

Exercise 10. Repetition

kotse	car
minibus	minibus
bus	bus
bapor	ship
traysikol	a motorized pedicab, often ornately decorated like the jeepneys
kalesa	horse-drawn carriage for two people
karetela	horse-drawn carriage for six people
bangka	boat
lantsa	motorboat, launch
taksi	taxi
eroplano	airplane
doboldeker	double-deck bus
erkonbus	air-conditioned bus

Exercise 11. Say in English:




---

\*dalawampu't = dalawampu + at

## Exercise 12. Repetition

uno	1	onse	11
dos	2	dose	12
tres	3	trese	13
kuwatro	4	katorse	14
singko	5	kinse	15
sais	6	disisais	16
siyete	7	disisiyete	17
otso	8	disiotso	18
nuwebe	9	disinuwebe	19
diyes	10	beynte	20

## Exercise 13. Repetition

Diyes kilometro hanggang sa Rizal Park.

Ten kilometers to Rizal Park.

Katorse kilometro mula rito.

Fourteen kilometers from here.

Onse kilometro mula sa BOQ.

Eleven kilometers from the BOQ.

Beynte minuto mula rito.

Twenty minutes from here.

Disisais oras sa bus mula rito.

Sixteen hours by bus from here.

Mga disisiyete kilometro hanggang doon.\*

About seventeen kilometers to there.

\*Doon and roon mean "there." Roon is used when it follows words ending in a vowel.

## Exercise 14. Say in English:



Exercise 15.



Exercise 16. Say in Pilipino:



1. May I ask a question?
2. How far from here is Rizal Park?
3. How do I get to the U.S. Embassy?
4. Thank you very much for your help.
5. I don't understand.
6. Please repeat, sir.

Exercise 17. Conversation for Listening Comprehension 



Bob: Saan ba ang Taal Vista Lodge?

Takilyero: Malapit sa Tagaytay.

Bob: Malayo ba?

Takilyero: Aba, oo, mga singko oras sa bus. Mga sampung kilometro mula sa Maynila.

Bob: Puwede bang magtaksi roon?

Takilyero: Oo, pero masyadong malayo. Mabuti pa magbus ka na lamang. Pagdating mo sa istasyon ng bus sa Tagaytay, dumeretso ka hanggang sa kanto. Kumaliwa ka at makikita mo sa kanan mo ang Taal Vista Lodge.

Bob: Maraming salamat.

Takilyero: Sige na.

Bob: Hanggang sa muli.

Notes: Mabuti pa magbus ka na lamang - "It would be better (for you) to just take the bus."

Pagdating mo - "When you arrive"

Sige na - Common parting expression.

Hanggang sa muli - Abbreviation of Hanggang sa muling pagkikita. "Until we see each other again."

# SELF-EVALUATION QUIZ

---



Skyline of Cebu City  
Photo: P199  
Public Domain

SITUATION 1: You've just arrived in Olongapo and want to find the Palace Hotel. Ask a passerby how to get there.

SITUATION 2: Someone has given you directions that you don't fully understand. Tell the person that you didn't understand and to please repeat.

SITUATION 3: You want to ask someone "How far from here is the California Bus Line?" What do you say?

SITUATION 4: You would like to ask if the bus station is near where you are. What do you say?

SITUATION 5: You would like to know if Corregidor is far from where you are. What do you say?

SITUATION 6: A man has been very helpful to you, and you want to thank him. In Pilipino say, "Thank you very much for your help."

SITUATION 7: ON TAPE ONLY

SITUATION 8: ON TAPE ONLY



Passengers patiently wait in the jeepney.

Carbon Market in downtown Cebu City  
Photo: Magalhães  
Public Domain

## Module II, Unit 2

### CONVERSATION

---

#### Sa Takilya At the Ticket Window




Philippine "Indio" dressed in "Barong Tagalog"  
Photo: Biblioteca Nacional de Madrid  
Public Domain

- Bob: Kailan aalis ang bus para sa Maynila? When will the bus leave for Manila?
- Takilyero: Aalis sa alas siyete impunto ng umaga. It will leave at exactly 7:00 in the morning.
- Bob: Magkano po ba ang pasaheng balikan? How much is a round-trip fare?
- Takilyero: Disisiyete pesos. Seventeen pesos.
- Bob: Dalawang tiket na balikan nga po. Two round-trip tickets, please.
- Takilyero: Heto po; trentay kuwatro pesos. Here you are, sir; thirty-four pesos.
- Bob: Anong oras ang dating? What time is the arrival?
- Takilyero: Darating sa alas nuwebe y medya. It will arrive at 9:30.
- Bob: Maraming salamat. Thank you very much.
- Takilyero: O, sige po! Happy trip!



## NOTES ON THE CONVERSATION



Fort Santiago in Manila  
Photo: Drumlanrig  
Public Domain

Aalis means "will leave/will depart."

(Ang marks the topic of a sentence, so ang alis means "the departure.")

Sa marks the directional focus. It may be translated as "in," "at," "to," or "from" and may be preceded by a more specific preposition; e.g., para sa maynila, "for Manila," mula sa Maynila, "from Manila." Notice that sa is also used for time: "at seven o'clock" sa alas siyete.

Balikan means "round trip."

Nga is equivalent to "please"; nga po is the polite form.

Anong is ano ("what") with the linker -ng.

Dating is "arrival." (Ang dating, "the arrival"; darating, "will arrive.")

Maraming is marami ("plenty") with the linker -ng.

● Tagalized Spanish numbers are generally used for prices and for telling time.



# EXERCISES

---



Coconut Palace, Manila  
Photo: Paul Shaffner  
cc-by-2.0

## Exercise 1. Repetition

minibus	minibus	awto	automobile
bus	bus	doboldeker	double-deck bus
bangka	boat	erkonbus	air-conditioned bus
bapor	ship	dyip	jeepney
lantsa	launch, motor boat	trak	truck
eroplano	airplane	tren	train
kotse	car	taksi	taxi

## Exercise 2. Repetition

Kailan aalis ang minibus para sa Bulacan?

When will the minibus leave for Bulacan?

Kailan aalis ang tren para sa Baguio?

When will the train leave for Baguio?

Kailan aalis ang kotse para sa Maynila?

When will the car leave for Manila?

Kailan aalis ang lantsa para sa Corregidor?

When will the launch leave for Corregidor?

Kailan aalis ang eroplano para sa Cebu?

When will the airplane leave for Cebu?

Kailan aalis ang bapor para sa Mindanaw?

When will the ship leave for Mindanao?

## Exercise 3.

You hear: bus - Maynila

Say: Kailan aalis ang bus para sa Maynila?

jeepney - Olongapo

ship - Cebu

truck - Pampanga

taxi - Baclaran

car - MIA (Manila International Airport)

## Exercise 4. Repetition

Kailan darating ang bus mula sa Subic Bay?

When will the bus arrive from Subic Bay?

Kailan darating ang bapor mula sa Leyte?

When will the ship arrive from Leyte?

Kailan darating ang lantsa mula sa Cebu?

When will the launch arrive from Cebu?

Kailan darating ang dyip mula sa Olongapo?

When will the jeepney arrive from Olongapo?

Kailan darating ang trak mula sa Bulacan?

When will the truck arrive from Bulacan?

Kailan darating ang minibus mula sa Nayong Pilipino?

When will the minibus arrive from Nayong Pilipino?

## Exercise 5.

You hear: bus - Subic Bay  
 Say: Anong oras darating ang bus mula sa Subic Bay?

launch - Hundred Islands  
 truck - Laguna  
 airplane - Ilocos Norte  
 boat - Corregidor  
 jeepney - Cavite  
 train - Tarlac

Darating - "will arrive" (ang) dating - (the) arrival  
Aalis - "will depart, leave" (ang) alis - (the) departure

## Exercise 6. Repetition

Anong oras ang dating?

What is the arrival time?

Anong oras ang alis?

What time is the departure?

Anong oras ang dating ng bus sa Manila Cathedral?

What time is the arrival of the bus at the Manila Cathedral?

Kailan ang alis ng lantsa para sa Corregidor?

When is the departure of the launch for Corregidor?

Kailan aalis ang bapor para sa Iloilo?

When will the ship leave for Iloilo?

Kailan darating ang bapor mula sa Maynila?

When will the ship arrive from Manila?

Anong oras aalis ang dyip para sa Bulacan?

What time will the jeepney leave for Bulacan?

Anong oras darating ang tren mula sa Tarlac?

What time will the train arrive from Tarlac?

Anong oras ang dating ng kotse mula sa Manila Hotel?

What time is the arrival of the car from the Manila Hotel?

Anong oras ang alis ng eroplano mula sa Maynila?

What time is the departure of the airplane from Manila?

Exercise 7. Say in English:



Exercise 8. Say in Pilipino:



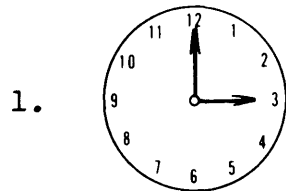
1. What time is the arrival of the train at Baguio?
2. When will the ship leave for Mindanao?
3. What time is the arrival of the bus at Quezon School?
4. When will the minibus arrive at Manila?
5. When will the launch leave for Palawan?
6. When will the jeepney arrive from Bulacan?

Exercise 9. Repetition

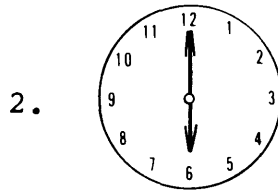
beynte	20	kuwarentay uno	41
beynte uno	21	kuwarentay dos	42
beynte dos	22	kuwarentay siyete	47
beynte tres	23	singkuwenta	50
beynte otso	28	singkuwentay uno	51
treynata	30	singkuwentay dos	52
treyntay uno	31	singkuwentay nuwebe	59
treyntay dos	32	sisenta	60
treyntay singko	35	sisentay uno	61
kuwarenta	40	sisentay dos	62

Exercise 10. Repetition


<p>Anong oras na?</p>	<p>Ala una.</p>
	<p>Alas dos (tres, kuwatro, etc.).</p>




Alas tres.




Alas seis.




Ala una.



Alas dose.




Alas singko.




Alas kuwatro.


Exercise 11. Repetition




Alas dos impunto.




Ala una impunto.




Alas nuwebe impunto.




Alas diyos impunto.



Alas otso impunto.




Alas siyete impunto.




Alas onse impunto.

Exercise 12. Repetition


<p>Anong oras na?</p>	<p>&lt;</p>	<p>Ala una singko. Singko minuto pasado ala una.</p>
-----------------------	-------------	--




Ala una beynte-singko.  
OR  
Beynte singko minuto pasado ala una.




Alas sais singko.  
OR  
Singko minuto pasado alas sais.




Ala una kinse.  
OR  
Kinse minuto pasado ala una.



Alas singko diyes.  
OR  
Diyes minuto pasado alas singko.

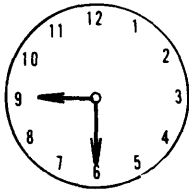


Alas kuwatro beynte.  
OR  
Beynte minuto pasado alas kuwatro.




Alas dose beynte-singko.  
OR  
Beynte singko minuto pasado alas dose.


Exercise 13. Repetition



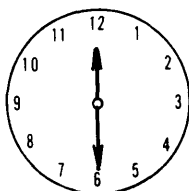
Alas nuwebe y medya.




Alas siyete y kuwarto.



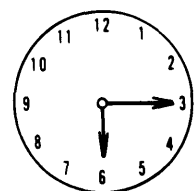
Ala una treynta.



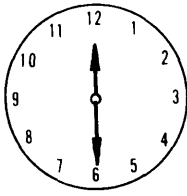
Alas dose y medya.



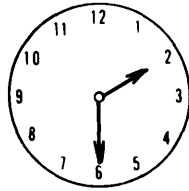
Alas kuwatro y medya.




Alas sais kinse.



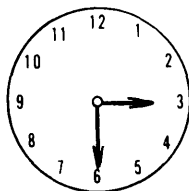
Alas dose treynta.



Alas dos y medya.

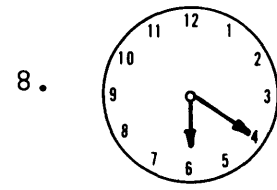
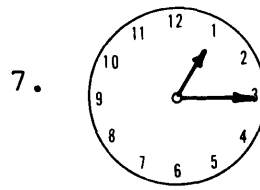


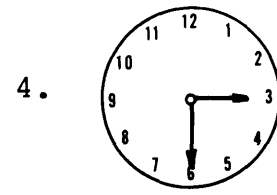
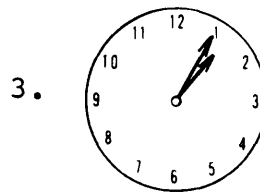
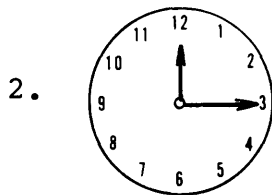



Ala una y kwarto.




Alas tres y medya.

Exercise 14. Say in Tagalized Spanish:







Exercise 15.




Menos kwarto para alas tres.




Menos beynte para ala una.




Menos diyas para alas kwatro.



Menos singko para ala una.



Menos kwarto para alas dos.



Menos beynte para alas nuwebe.


Exercise 16. Say in English:



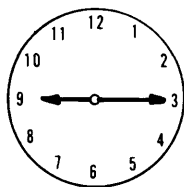
Exercise 17. Say in Tagalized Spanish:



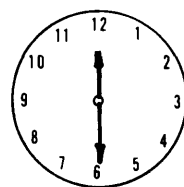
1.




2.




3.




4.



5.



6.



## Exercise 18. Repetition

Anong oras aalis ang tren para sa Tayabas?

What time will the train leave for Tayabas?

Aalis ang tren sa alas kuwatro y medya.

The train will leave at 4:30.

Kailan aalis ang tren para sa Tutuban Station?

When will the train leave for Tutuban Station?

Aalis ang tren sa alas singko y kuwarto.

The train will leave at 5:15.

Anong oras darating ang eroplano mula sa America?

What time will the airplane arrive from America?

Darating ang eroplano sa alas siyete beynte.

The plane will arrive at 7:20.

Kailan darating ang eroplano mula sa Cebu?

When will the airplane arrive from Cebu?

Darating ang eroplano sa alas nuwebe kinse.

The plane will arrive at 9:15.

## Exercise 19. Say in English:



## Exercise 20.

You hear: Bulacan

Say: Isang tiket na balikan nga para sa Bulacan.

## Exercise 21.

You hear: Baguio

Say: Magkano ang isang tiket na deretso sa Baguio?

## Exercise 22.

You hear: Admiral Hotel

Say: Magkano ang pasahe sa Admiral Hotel?

## Exercise 23. Write the numbers you hear.



- |          |          |
|----------|----------|
| 1. _____ | 5. _____ |
| 2. _____ | 6. _____ |
| 3. _____ | 7. _____ |
| 4. _____ | 8. _____ |

## Exercise 24. Repetition

dalawampu	20	tatlumpu't isa	31
dalawampu't isa	21	tatlumpu't dalawa	32
dalawampu't dalawa	22	tatlumpu't siyam	39
dalawampu't tatlo	23	apatnapu	40
tatlumpu	30		

	<u>Pilipino</u>	<u>Tagalized-Spanish</u>
(one peso)	piso OR isang piso	(same as Pilipino)
(two pesos)	dalawang piso	dos pesos
(five pesos)	limang piso	singko pesos
(one centavo)	isang sentimo	(same as Pilipino)
(two centavos)	dalawang sentimo(s)	dos sentimos
(five centavos)	limang sentimo(s)	singko sentimos

NOTE: With Pilipino numbers expressing two or more, -s is optionally added to sentimo but never to piso.

Exercise 25. Repetition

tatlumpung piso	₱30.00
tatlumpung piso at pitong sentimo(s)	₱30.07
dalawampung piso at tatlumpung sentimo(s)	₱20.30
animnapu't limang piso at limampung sentimo(s)	₱65.50
apatnapung piso at animnapung sentimo(s)	₱40.60

Exercise 26. Write the prices you hear.



- |          |          |
|----------|----------|
| 1. _____ | 4. _____ |
| 2. _____ | 5. _____ |
| 3. _____ |          |

Exercise 27. Say in Pilipino:



1. Three tickets, please.
2. Five tickets, please, for Baclaran.
3. What time is the arrival?
4. How much is the fare for Olongapo?
5. Many thanks.



Balloon vendor on a beach at Puerto Galera

Photo: Jun Acullador  
cc-by-nd-2.0

Exercise 28. Repetition

PASUKAN

ENTRANCE

LABASAN

EXIT

HINTAYAN

WAITING ROOM

RESERBASYON

RESERVATION

IMPORMASYON

INFORMATION

BABAE

WOMEN

LALAKI

MEN

BAGAHE

BAGGAGE ROOM

KARGADA

BAGGAGE

OPISINA

OFFICE

PARADAHAN

PARKING

Exercise 29.

You hear: restroom

Say: Pupunta ako sa C.R.

waiting room

restroom

baggage room

information (desk)

reservation (desk)

office

**Exercise 30. Conversation for Listening Comprehension**

Dave: Pupunta ba ito sa White Rock Beach?

Driver: Hindi. Magdyip ka sa may Victory Station.

Dave: Pupunta ba ito sa Victory Station?

Driver: Oo.

Dave: Magkano?

Driver: Espesyal?

Dave: Hindi.

Driver: P1so.

Dave: Malayo ba ang White Rock?

Driver: Mga beynte minuto mula sa Victory Station.

**NOTES:** Sa may - near, by

Espesyal - special. If you ride "special," the jeepney becomes a taxi taking you directly to your destination without picking up passengers. It can cost significantly more than the normal fare; i.e., a 65 centavos' ride can be as much as 10-15 pesos.



# SELF-EVALUATION QUIZ

---



Skyline of Cebu City  
Photo: P199  
Public Domain

SITUATION 1: You are going on a trip. Ask for a round-trip ticket for Baguio.

SITUATION 2: You are taking a bus to Manila. Ask how much a one-way ticket to Manila is.

SITUATION 3: You want to fly to Baguio. How would you ask "What time does the plane leave for Baguio?"

SITUATION 4: After buying your ticket, you want to say "Thank you very much." What would you say?

SITUATION 5: You don't have a watch. How do you ask someone for the time?

SITUATION 6: You want to know at what time the bus will arrive from Manila. How would you ask the bus conductor?

SITUATION 7: ON TAPE ONLY

SITUATION 8: ON TAPE ONLY

SITUATION 9: ON TAPE ONLY

SITUATION 10: ON TAPE ONLY



The front and back of a modern Philippine 500 Peso bill

Photo: Magalhães  
Fair Use



Japanese Ten Peso note - WWII Occupation currency

Photo: Mak  
Public Domain

## Module II, Unit 3


### CONVERSATION

---

#### Sa Gasolinahan At the Gas Station



Philippine "Indio" dressed in "Barong Tagalog"  
Photo: Biblioteca Nacional de Madrid  
Public Domain



- Mekaniko: Anong kailangan ninyo? What do you need?
- Bob Turner: Punuin mo nga. Fill it up please.
- Mekaniko: Regular ba o Super? Regular or Super?
- Bob Turner: Regular lang. Paki-tingnan mo nga ang langis, baterya, at mga goma. Sa palagay ko me diperensya rin ang radyetor. Just Regular. Please check the oil, battery and tires. Also, I think (that) there's something wrong with the radiator.
- Mekaniko: O sige. Tingnan natin. Okey naman ang radyetor. Sa palagay ko kailangan ng awto mo ng bagong water pamp. All right. Let's check. The radiator is OK. I think your car needs a new water pump.
- Bob Turner: Maaayos mo ba ngayon? Can you fix it now?

- Mekaniko: Hindi maaari, marami pa akong trabaho. Kung gusto mo, dalhin mo rito bukas ng umaga. No, I can't; I have a lot of work yet. If you like, bring it here tomorrow morning.
- Bob Turner: O sige. Dadalhin ko rito bukas sa alas otso. Puwede bang kunin ko rin bukas ng hapon? All right. I'll bring it here tomorrow at eight o'clock. Can I also get it tomorrow afternoon?
- Mekaniko: Sa palagay ko. Tumawag ka muna sa bandang alas tres. I think so. Call first around three o'clock.
- Bob Turner: O sige. Magkano ba ang gasolina? OK. How much is the gasoline?
- Mekaniko: Sa dalawampu't isang litro--e--singkuwenta pesos. For 21 liters--um--fifty pesos.
- Bob Turner: Eto ang bayad. Hanggang bukas! Here's the payment. Until tomorrow!

## NOTES ON THE CONVERSATION

Punuin means "to fill."

Tingnan is "check" or "look."


Diperensya means "problem."

Palagay means "to think" or "assume."

Awto, kotse, or awtomobil can be used for "car."

Me is a variation of may ("there is").

Bagong is bago ("new") with the linker -ng.



Fort Santiago in Manila  
Photo: Drumlanrig  
Public Domain

Maaayos (from maayos) is "to put in order" or "to fix." The first syllable of the base (ayos) is duplicated for the future or contemplated aspect.

Kung is "if."

Dadalhin is "will bring" from dalhin ("to bring").

Rin (after vowels) or din (after consonants) is "also."

Tumawag is "call" on the telephone.

Bandang is banda ("around" or "toward") with the linker -ng.

1 liter is about 1 quart (1.057 liquid quarts or 0.2647 gallons).



Traffic in Cebu-City, Gorordo Avenue, Escario Street, near the Social Security System Building

Photo: Peter Binter  
Public Domain

## EXERCISES

---



Coconut Palace, Manila  
Photo: Paul Shaffner  
cc-by-2.0

### Exercise 1.

You hear: 10 liters of Super  
Say: Gusto ko ng sampung litrong\* Super.

20 liters of Regular  
5 liters of Diesel  
10 liters Unleaded  
15 liters of Super

### Exercise 2.

You hear: 10 pesos of Regular  
Say: Diyes pesos na Regular nga ho.

20 pesos of Diesel  
50 pesos of Super  
30 pesos of Regular  
25 pesos of Diesel

\*Litrong = litro + linker -ng

## Exercise 3. Repetition

goma	tire
mga goma	tires
radyetor/radyador	radiator
baterya	battery
transmisyon	transmission
pyuwel pamp/fuel pump	fuel pump
karburador/karbureytor	carburetor
ignisyon	ignition
tyun ap/tune up	tune up
henerador	generator
alterneytor/alternador	alternator
reguleytor/regulador	regulator
motor/makina	engine
tambutso	muffler
mga ispark plag/spark plug	spark plugs
preno	brakes
putok na goma	flat tire

## Exercise 4.

You see: engine

Say: Maaari bang tingnan mo ang motor?

ignition	muffler
brakes	radiator
battery	fuel pump

## Exercise 5. Repetition

tubig	water
langis	oil
gasolina	gasoline
hangin	air

## Exercise 6.

You see: oil Say: Kailangan ko ng <u>langis</u> .
--

gasoline	fuel pump
water	spark plug
air	muffler

## Exercise 7. Say in Pilipino:



1. Please check the oil.
2. Please check the radiator.
3. Please check the tires.
4. Please check the battery.
5. Please check the water.



Exercise 8.

You hear: carburetor  
 Say: Sa palagay ko me diperensya ang karburador.

engine	radiator
battery	ignition
fuel pump	muffler
alternator	brakes

Exercise 9. Repetition

ngayon	now, today
ngayong umaga	this morning
ngayong hapon	this afternoon
bukas	tomorrow
bukas ng umaga	tomorrow morning
bukas ng hapon	tomorrow afternoon
mamaya	later
mamayang hapon	later this afternoon

Exercise 10.

You hear: Maaari bang dalhin mo rito sa makalawa\*?  
 You see: now  
 Say: Hindi maaari. Maaayos mo ba ngayon?

this afternoon	later
tomorrow afternoon	tomorrow morning
today	later this afternoon

---

\*day after tomorrow

## Exercise 11. Repetition

Linggo	Sunday
Lunes	Monday
Martes	Tuesday
Miyerkules	Wednesday
Huwebes	Thursday
Biyernes	Friday
Sabado	Saturday
sa isang Lunes	next Monday

## Exercise 12.

<p>You hear: next Saturday</p> <p>Say: Maaari bang kunin ko <u>sa isang Sabado?</u></p>
---

next Monday	next Friday
next Tuesday	next Sunday
next Thursday	next Wednesday

## Exercise 13.

Maaari bang ayusin mo ang radyetor bukas?

Can you fix the radiator tomorrow?

Hindi maaari. Marami pa akong trabaho.

No, I can't. I have a lot of work.

Puwede bang kumpunihin mo ang motor sa Sabado?

Can you fix the engine on Saturday?

Oo, sa palagay ko. Dalhin mo rito sa alas otso impunto.

Yes, I think so. Bring it here at exactly eight.

Maaari bang kunin ko ang awto ko ngayon din?

Can I get my car right now?

Hindi ho\*. Tumawag muna kayo sa bandang alas tres.

No, sir. Call first at around three o'clock.

Puwede bang dalhin ko rito mamaya?

Can I bring it here later?

Oo, puwede.

Yes, you can.

Pakitingnan mo ang preno sa isang Lunes.

Please check the brakes next Monday.

O sige.

All right.

Pumutok ang goma ko. Puwede bang kumpunihin mo ngayon?

I have a flat tire\*\*. Can you fix it now?

Oo, sa palagay ko. Kunin mo sa mga alas kuwatro y medya.

I think so. Pick it up at about four-thirty.

\*Ho is a variation of po.  
\*\*Literally: My tire exploded.


Exercise 14. Say in English:



Exercise 15. Say in Pilipino:



1. Can I get it in the afternoon?
2. Can you fix the brakes tomorrow?
3. Can I bring my car here on Monday?
4. Can you fix the alternator?
5. Can I get my car later?
6. Can I bring my car at four o'clock?
7. Can I get it on Friday?
8. Can you fix my car next Wednesday?

Exercise 16. Conversation for Listening Comprehension

Tom: Punuin mo nga. At pakitingnan mo ang radyetor, baterya, langis, at goma.

Gaano kalayo ang Tagaytay?

Katulong: Mga sisenta kilometro.

Tom: Mabuti ba ang highway?

Katulong: Mabuti ng mga sampung kilometro.

Tom: Paano ba ang pagpunta sa Tagaytay?

Katulong: Dumeretso ka ng mga dalawang kilometro at kumaliwa ka.

Tom: Salamat.

# SELF-EVALUATION QUIZ

---



Skyline of Cebu City  
Photo: P199  
Public Domain

SITUATION 1: Ask the gas station attendant to please fill the tank.

SITUATION 2: You want the attendant to check the oil, water, and tires. What do you say?

SITUATION 3: Tell the mechanic that you have a flat tire.

SITUATION 4: There's something wrong with your car. Tell the mechanic that you think it's the carburetor.

SITUATION 5: The mechanic asks if you can bring your car on Tuesday. Tell him you can't, and ask him if you can bring it on Thursday morning.

SITUATION 6: How would you ask the mechanic if he can fix the brakes?

SITUATION 7: You have taken your car to the auto shop and you want the mechanic to check the battery. What do you say?

SITUATION 8: Tell the mechanic that you'll bring your car at ten o'clock tomorrow.

SITUATION 9: As you hand the attendant the payment for the gasoline, what do you say?

SITUATION 10: Ask the mechanic if you can get the car tomorrow afternoon.

SITUATION 11: As you leave, tell the mechanic "Until tomorrow!"

SITUATION 12: ON TAPE ONLY

SITUATION 13: ON TAPE ONLY

# MODULE III AT THE RESTAURANT





Kamayan sa Palaisdaan floating restaurant at Los Baños, Laguna


Photo: christian r  
cc-by-sa-2.0



Food Village in Tiendesitas

Photo: Leonardo D. Santos  
cc-by-sa-3.0

## Module III



Sailboat in Cebu Strait off the coast of Mactan  
Photo: Huggorm  
Public Domain

# OBJECTIVES

---

At the end of this module you will be able to perform the following tasks in Pilipino:

### UNIT 1

1. Make a reservation in a restaurant.
2. Ask for a table for your group.
3. Ask for the menu.
4. Understand the waiter when he asks you what you'd like to drink.
5. Order drinks.

### UNIT 2

6. Understand the waiter when he asks to take your order.
7. Order a meal in a restaurant.
8. Ask the waiter to bring you certain items of tableware.
9. Ask for the check.



## Module III, Unit 1

### CONVERSATION

---



Philippine "Indio" dressed in "Barong Tagalog"  
Photo: Biblioteca Nacional de Madrid  
Public Domain

#### Mesa para sa Dalawa A Table for Two

- Bob Turner: Gusto kong magpareserba ng mesa para sa dalawang tao. I'd like to reserve a table for two people.
- Weyter: Para kailan? For when?
- Bob Turner: Para sa alas otso sa Sabado. For eight o'clock on Saturday.
- Weyter: Anong pangalan ninyo? What is your name.
- Bob Turner: Bob Turner. Bob Turner.

\* \* \*



- Weyter: Magandang gabi po. Good evening, sir, ma'am.
- Bob Turner: Magandang gabi po naman. Bob Turner ang pangalan ko. Nagpareserba ako para ngayon. Good evening to you, too. My name is Bob Turner. I have a reservation for today.

Weyter: Dito po. This way please. [Here, sir.]

Anne Turner: May menu ba kayo? Do you have a menu?

Weyter: Opo, meron. Sandali po. Yes, we do. Just a moment, ma'am.

\* \* \*


Weyter: Eto po ang menu. Anong gusto ninyong inumin? OR Here's the menu, ma'am. What would you like to drink?  
Ano po ang gusto ninyong inumin.

Bob Turner: Dalhan mo ako ng San Miguel bir. Bring me a San Miguel beer.

Weyter: At kayo po, ma'am? And you, ma'am?

Anne Turner: Ayokong uminom ng alak. I don't care for a drink. Kape na lang. Just coffee.

## NOTES ON THE CONVERSATION



Fort Santiago in Manila  
Photo: Drumlanrig  
Public Domain

Nagpareserba ako... - literally, "I have reserved..."

May menu ba kayo? Smaller restaurants often do not have menus. There may be a menu posted in the window or on the wall inside the restaurant.

## EXERCISES

---



Coconut Palace, Manila  
Photo: Paul Shaffner  
cc-by-2.0

### Exercise 1.

You hear: two

Say: Gusto kong magpareserba ng mesa  
para sa dalawang tao.

### Exercise 2.

You hear: Para sa anong oras?

You see: six

Say: Para sa alas sais.

2:00

12:00

1:30

5:30

11:30

7:00

### Exercise 3. Repetition

Para sa alas nuwebe ngayong umaga.

For nine o'clock this morning.

Para sa alas siyete bukas ng gabi.

For seven o'clock tomorrow night.

Para sa alas kuwatro sa Biyernes ng hapon.

For four o'clock Friday afternoon.

Para sa alas dose y medya sa Lunes ng tanghali.

For twelve-thirty Monday noon.

Para sa alas otso sa Sabado ng gabi.

For eight o'clock Saturday night.

Para sa alas singko y medya sa Linggo ng hapon.

For five-thirty Sunday afternoon.

Para sa ala una ngayong tanghali.

For this noon at one o'clock.

Para sa alas tres y medya ngayong hapon.

For three-thirty this afternoon.

Exercise 4. Say in Pilipino:



1. For seven o'clock tonight.
2. For five o'clock tomorrow afternoon.
3. For eight-thirty tomorrow night.
4. For three-thirty Sunday afternoon.
5. For ten o'clock this morning.
6. For two-twenty this afternoon.
7. I want to reserve a table for three people.
8. I want to reserve a table for eight people.

Exercise 5. Repetition

San Miguel bir	San Miguel beer
serbesa negra	dark beer
Scotch wiski na may yelo	Scotch whiskey with ice (on the rocks)
soda	soda
limonada	lemonade
orens	orange drink
kalamansi drink	citrus drink
guyabano drink	guyabano drink
rum	La Tondeña (Philippine rum)
wine	wine
sioktong	a sweet wine

Exercise 6.

You hear: Anong gusto ninyong inumin?  
 You see: Scotch whiskey on the rocks  
 Say: Dalhan mo ako ng Scotch wiski na may yelo.

San Miguel beer  
 dark beer  
 orange drink  
 Scotch whiskey on the rocks

## Exercise 7.

You hear: Anong gusto ninyong inumin?

You see: dark beer and Scotch whiskey on the rocks

Say: Dalhan mo kami ng serbesa negra at Scotch  
wiski na may yelo.

wine and lemonade

7 Up and orange

La Tondeña and San Miguel (beer)

Scotch whiskey and wine

## Exercise 8. Repetition

Ayokong uminom ng bir.

I don't care to drink beer.

Ayokong uminom ng kok.

I don't care to drink coke.

Ayaw naming uminom ng serbesa negra.

We don't care to drink dark beer.

Ayaw naming uminom ng gatas.

We don't care to drink milk.

Ayaw naming uminom ng mainit na limonada.

We don't care to drink hot lemonade.

Ayokong uminom ng wine.

I don't care to drink wine.

Ayokong = ayaw + ako + ng

## Exercise 9.



You hear: a beer

Say: Dalhan mo pa ako ng bir.  
(Bring me another beer.)

## Exercise 10.

You hear: May gusto ka pa ba?

You see: dark beer

Say: Pakidalhan mo pa ako ng serbesa negra.

wine

coffee

coke

rum

rum and coke

## Exercise 11. Say in English:




## Exercise 12. Say in Pilipino:



1. I'd like to make a reservation for three people.
2. For three o'clock this afternoon.
3. Bring me a cold San Miguel beer.
4. We don't care to drink.
5. Bring us a coke and a dark beer.
6. I don't care to drink.
7. Bring me another soda.

Exercise 13. Conversation for Listening Comprehension



Weyter (Ben): Mabuhay Restaurant. Magandang hapon po.

Bob: Kumusta, Ben. Si Bob ito.

Weyter: Mabuti naman, Bob, at ikaw?

Bob: Okey lang, Ben. Puwede bang magpareserba ng mesa?

Weyter: Para kailan?

Bob: Para sa alas otso sa Linggo ng gabi.

Weyter: Para sa ilang tao?

Bob: Para sa tatlo

Weyter: Sige. Hanggang sa Linggo, Bob.

\* \* \*

Weyter: Ito ang mesa ninyo, Bob.

Bob: Salamat sa iyo, Ben.

Weyter: Anong gusto ninyong inumin?



Bob: Dalhan mo ako ng serbesa negra.

Weyter: At kayo, mga Ginang?

Gng. Turner: Ayokong uminom, Ben, salamat.

Gng. Smith: Gusto ko ng orens.



## SELF-EVALUATION QUIZ

---



Skyline of Cebu City  
Photo: P199  
Public Domain

SITUATION 1: You are in a restaurant. Tell the waiter that you'd like a table for six.

SITUATION 2: Tell the restaurant employee that you'd like to reserve a table for three persons.

SITUATION 3: Tell the waiter to bring you another beer.

SITUATION 4: You are at the table in a restaurant and want to ask the waiter if he has a menu. What would you say?

SITUATION 5: You are in a restaurant. The waiter asks if you would like something to drink. Tell him you don't care for a drink (alcoholic beverage) but you'd like some coffee.

SITUATION 6: You want to reserve a table for six people on Saturday night at eight o'clock. When the employee answers the phone, tell him you would like to reserve a table and then answer his questions. (There will be no confirmation on the tape. The questions and answers are in the key.)

SITUATION 7: ON TAPE ONLY

SITUATION 8: ON TAPE ONLY

## Module III, Unit 2

### CONVERSATION

---

#### Sa Restawran At the Restaurant



Philippine "Indio" dressed in "Barong Tagalog"  
Photo: Biblioteca Nacional de Madrid  
Public Domain




- Weyter: Anong gusto ninyong pagkain? What food would you like?
- Anne Turner: Bigyan mo kami ng adobong manok, pansit gisado, kanin, at ensaladang pipino. Give us chicken adobo, pansit gisado, rice, and cucumber salad.
- Bob Turner: Meron bang sabaw? Is there soup?
- Weyter: Opo, me sinigang. Yes, sir; there's sinigang.
- Bob Turner: Ano ba ang sinigang? What is sinigang?
- Weyter: Sabaw na may hipon at isda, sitaw, kangkong, kamatis, sili, sibuyas, at sampalok ang sinigang. Masarap! Sinigang is a soup with shrimp, fish, string beans, watercress, tomatoes, pepper, onions, and tamarind. Delicious!
- Bob Turner: O sige, dalhan mo kami ng sinigang. OK, bring us some sinigang.

\* \* \*

Weyter:	Kumusta po ang pagkain?	How is the food, sir, ma'am?
Anne Turner:	Masarap ang lahat!	Everything is delicious!
Weyter:	Anong gusto ninyong himagas?	What would you like for dessert?
Anne Turner:	Para sa akin, letse plan at sorbetes na makapuno.	For me, leche flan and macapuno ice cream.
Bob Turner:	Ayoko ng himagas. Bigyan mo na lang ako ng isang tasang kape at pakidala mo rin ang tsit.	I don't care for any dessert. Just give me a cup of coffee, and also please bring the check.

## NOTES ON THE CONVERSATION



Fort Santiago in Manila  
Photo: Drumlanrig  
Public Domain

Pagkain means "food." Anong gusto ninyong pagkain? literally means "What food would you like?"

Adobo is a Philippine national dish. It is meat simmered in vinegar, garlic, pepper, bay leaf, and a little soy sauce.

Manok is "chicken" or "hen."

Pansit gisado is sauteed noodles with shrimp, pork, and bits of vegetables.

Kanin is steamed white rice. Kanin is also a verb meaning "to eat," the same as kainin.

Kangkong is a leafy vegetable used like sorrel or watercress for flavoring soups or stews.

Sampalok, "tamarind," is a tart fruit used for flavoring fish or meat soup with vegetables.

Masarap means "delicious"; masarap lahat, "everything is delicious" ("all are delicious").

Sili is a long, green hot pepper.

Letse plan or leche flan is a steamed lemon-flavored custard cooked in a caramelized pan.

Makapuno is a variety of coconut and used primarily for desserts.

Pakidala mo ang tsit means "Please bring the check."

Pakidala means "please bring"; however, it differs from Pakidalhan which literally means "Please bring ... for me."

Anong gusto ninyong pagkain?

What (food) would you like?

Anong gusto ninyong kanin?

What would you like to eat?

Anong gusto ninyong almusal?

What would you like for breakfast?

Anong gusto ninyong tanghalian?

What would you like for lunch?

Anong gusto ninyong hapunan?

What would you like for supper?

Anong gusto ninyong himagas?

What would you like for dessert?

# EXERCISES

---



Coconut Palace, Manila  
Photo: Paul Shaffner  
cc-by-2.0

Exercise 1. Say in English:



Exercise 2. Repetition

sinigang	fish and shrimp soup
sinigang na hipon	shrimp soup
sinigang na baka	beef soup
sinigang na baboy	pork soup
sopas	broth with noodles
ensaladang talong at kamatis	eggplant and tomato salad
ensaladang manok	chicken salad
ensaladang patatas	potato salad
ensaladang hipon at abokado	shrimp and avocado salad
ensaladang labanos at sibuyas	white radish and onion salad
ensaladang litsugas at kamatis	lettuce and tomato salad
ensaladang labong	bamboo shoot salad
ensaladang pipino	cucumber salad

## Exercise 3.

You hear: Anong gusto ninyong pagkain?

You see: lettuce salad

Say: Pakidalhan mo kami ng ensaladang litsugas.

shrimp and avocado salad

chicken salad

potato salad

beef soup

lettuce and tomato salad

cucumber salad

## Exercise 4. Repetition

pritong lapu-lapu

pritong bangus

ulang

alimango

eskabetse

hipon

pritong manok

adobong manok

adobong baboy

torta

litson (lechon)

dinuguan

isteyk

bistik

pansit gisado

pansit luglog

pansit molo

sinangag

lumpia

wanton

kanin

deep-fried lapu-lapu fish

deep-fried milkfish

lobster

crab

sweet-and-sour fish

shrimp

fried chicken

chicken adobo

pork adobo

meat omelet

roast suckling pig

meat and pork blood stew

steak, American style

beef marinated in lemon and  
soy sauce

sauteed noodles

boiled noodles with meat and  
vegetables

noodles in broth

fried rice

Philippine-style spring roll

won ton

rice

## Exercise 5.

You hear: Anong gusto ninyong tanghalian?  
 You see: pork adobo and rice  
 Say: Pakibigyan mo ako ng adobong  
baboy at kanin.

rice and fried lapu-lapu	pansit luglog
fried chicken and lettuce salad	sweet-and-sour fish
meat omelet	rice and steak
pansit and shrimp	

## Exercise 6. Repetition

Paanong luto ang gusto mo sa isteyk?  
 How do you want your steak cooked?

Para sa akin, mahilaw-hilaw.  
 For me, rare.

Gusto ko ng medyo hilaw.  
 I'd like it medium rare.

Gusto ko ng medyo luto.  
 I'd like it medium well.

Ayoko ng lutung-luto.  
 I don't like it well done.



## Exercise 7. Repetition

Anong sabaw ngayon? OR Anong sopas ngayon?

What's the soup today?

Anong ispesyal sa restawrang ito?

What's the specialty of this restaurant?

Anong ispesyal ngayon?

What's the special today?

## Exercise 8. Say in Pilipino:



1. Please bring us a lettuce and tomato salad.
2. What's the special today?
3. I like it well done.
4. Please give me some potato salad.
5. Bring me some pansit.
6. I'd like a chicken adobo.

## Exercise 9. Repetition

Kumusta ang lumpia?

How's the lumpia?

Napakasarap!

Very delicious!

Kumusta ang pansit luglog?

How's the pansit luglog?

Masarap na masarap!

Very delicious!

Kumusta ang sinigang na hipon?

How's the shrimp sinigang?

Masarap naman.

Delicious too.

Kumusta ang eskabetse?

How's the sweet-and-sour  
fish?

Mabuti rin.

Good too.

## Exercise 10. Repetition

letse plan	custard
sorbetes na makapuno	coconut ice cream
sorbetes na pinya	pineapple ice cream
sorbetes na abokado	avocado ice cream
sorbetes na banila	vanilla ice cream
sorbetes na langka	langka ice cream
sorbetes na ubi	purple yam ice cream
bibingka	baked rice cake with coconut milk
palitaw	sweet rice dumpling dipped in sesame seed and sugar
puto	steamed rice cake served with freshly ground coconut

## Exercise 11.

<p>You hear: Anong gusto ninyong himagas?</p> <p>You see: bibingka</p> <p>Say: Gusto ko ng <u>bibingka</u>.</p>
---

macapuno ice cream  
 pineapple ice cream  
 langka ice cream

## Exercise 12. Say in English:



## Exercise 13. Repetition

platito	saucer
tasa	cup
tinidor	fork
plato	plate
serbilyeta	napkin
baso	glass
kutsara	spoon
kutsarita	teaspoon
kutsilyo	knife

## Exercise 14.

You see: teaspoon
Say: Pakidalhan mo ako ng <u>kutsarita</u> .

plate	saucer
cup	fork
napkin	teaspoon
glass	

## Exercise 15. Repetition

Dalhan mo ako ng isang tasang tsa.

Bring me a cup of tea.

Bigyan mo ako ng isang basong tubig.

Give me a glass of water.

Pakidalhan mo ako ng isang tasang kape.

Please bring me a cup of coffee.

Bigyan mo kami ng limang tasang tsokolate.

Give us five cups of chocolate.

Pakibigyan mo ako ng isang basong gatas.

Please give me a glass of milk.

Pakidalhan mo ako ng isang platitong letse plan.

Please bring me a dish (saucer) of leche flan.

Bigyan mo kami ng apat na basong tubig.

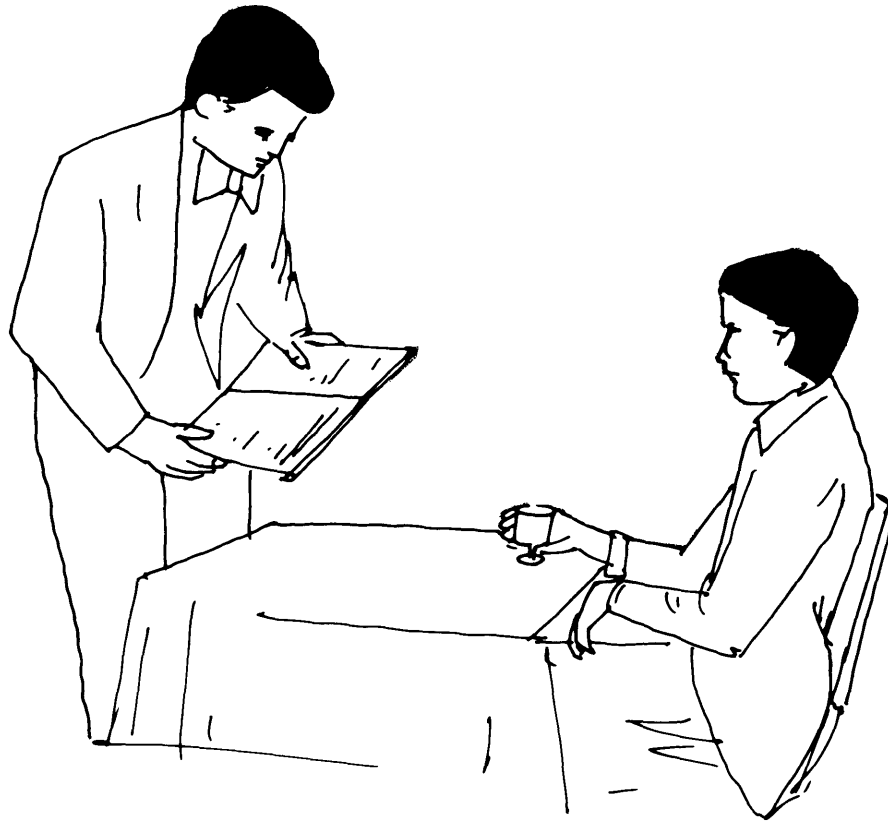
Give us four glasses of water.

Para sa akin, isang platitong sorbetes na mangga.

For me, a dish of mango ice cream.

Bigyan mo ako ng isang platong kanin.

Give me a plate of rice.

Exercise 16. Conversation for Listening Comprehension

Weyter: Magandang gabi, John. Kumusta?

John: Mabuti, ikaw naman, Julio?

Weyter: Mabuti rin naman. Eto ang "menu." Anong gusto mong inumin?

John: Dalhan mo ako ng serbesa negrang malamig.

Weyter: Anong gusto mong kanin?

John: Kumusta ang pritong lapu-lapu ngayon?

Weyter: Ay, masarap!

John: O sige, dalhan mo ako ng pritong lapu-lapu, ensaladang kamatis at litsugas, at kanin.

Weyter: Isa pang bir?

John: Sige, isa pa. Anong masarap na himagas?

Weyter: May sorbetes na langka, makapuno, abokado, at ubi. May bibingkang kanin din at kutsintang may niyog.

John: Okey, dalhan mo ako ng kutsintang may niyog.

Weyter: Gusto mo ng tsa?

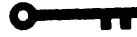
John: Oo, gusto ko. Pakidala mo rin ang tsit, ha?

Weyter: Okey!

Niyog is "coconut."

# SELF-EVALUATION QUIZ

---



Skyline of Cebu City  
Photo: P199  
Public Domain

SITUATION 1: The waiter asks how you'd like your steak. Tell him you'd like it well done.

SITUATION 2: Tell the waiter: "Bring us two cups of coffee."

SITUATION 3: You would like to know what the special of the day is. How do you ask the waiter?

SITUATION 4: You are eating pork adobo which is delicious. The waitress comes to your table to see if everything is OK. How do you tell her that the pork adobo is delicious?

SITUATION 5: You have finished eating. Tell the waiter to please bring you a glass of cold water.

SITUATION 6: Tell the waiter to give you avocado ice cream and bibingka.

SITUATION 7: Tell the waiter: "Please bring us two napkins and two forks."

SITUATION 8: Tell the waiter to please give you some milk and sugar for your coffee.

SITUATION 9: Ask the waiter to please bring the check.

# MODULE IV SHOPPING



Interior of Robinsons Place Manila

Photo: Howard the Duck  
cc-by-sa-3.0






"The Terraces" wing of Ayala Center Cebu in Cebu City

Photo: Mike Gonzalez  
cc-by-sa-3.0

## Module IV



Sailboat in Cebu Strait off the coast of Mañan  
Photo: Huggorm  
Public Domain

# OBJECTIVES

---

At the end of this module, you will be able to perform the following tasks in Pilipino:

- UNIT 1
1. Buy seafood, meat, vegetables, and fruits.
  2. Tell the salesperson what you want to buy and ask how much the items cost.
  3. Buy items of food, using units of weights and measures such as litro ("liter") and kilo ("kilo-gram").
  4. Understand the numbers from 60-100.
- UNIT 2
5. Tell a department store clerk what you're looking for.
  6. Say you like a particular item of clothing, ask if you can try it on, and understand the clerk's answer.
  7. Ask for an item of clothing by size or color.
  8. Say why an article of clothing doesn't fit.
- UNIT 3
9. Bargain over the prices of souvenirs.
  10. Ask what material a particular item is made out of and understand the answer.

## Module IV, Unit 1

### CONVERSATION

---

#### Sa Pamilihan At the Market




Philippine "Indio" dressed in "Barong Tagalog"  
Photo: Biblioteca Nacional de Madrid  
Public Domain



- Anne: Magkano ang isang kilong hipon?      How much is a kilo of shrimp?
- Tindera: Kuwarentay singko pesos po.      Forty-five pesos, ma'am.
- Anne: Sige, bigyan mo ako ng dalawang kilo.      OK, give me two kilos.
- Tindera: Eto po.      Here you are, ma'am.
- \* \* \*
- Tindera: Ano po ang kailangan ninyo?      What do you need, ma'am?
- Anne: Karneng baka. Magkakano ang kilo?      Beef. How much per kilo?
- Tindera: Sitenta pesos lamang.      Seventy pesos only.
- Anne: Puwede bang bumili ng kalahating kilo?      Could I buy half a kilo?
- Tindera: Opo. Eto po ang karne ninyo.      Yes, ma'am. Here's your beef.

Tindera:	Ano po ang ibig ninyong bilhin?	What would you like to buy?
Anne:	Pagbilhan mo ako ng isang taling sitaw at apat na hinog na kamatis.	Sell me one bundle of string beans and four ripe tomatoes.
Tindera:	Eto po. Hindi ba kayo bibili ng prutas ngayon?	Here you are, ma'am. Aren't you going to buy some fruit today?
Anne:	Oo, ibig ko ng isang piling na saging, dalawang malalaking hinog na mangga, at saka bayabas.	Yes, I would like a bunch of bananas, two big ripe mangos, and also some guavas.
Tindera:	Ilang kilong bayabas po, ale?	How many kilos of guavas, ma'am?
Anne:	Mga tatlong kilo lang. Magkano ang lahat?	About three kilos only. How much for everything?
Tindera:	Disinuwebe pesos at singkuwenta sentimos.	Nineteen pesos and fifty centavos.
Anne:	Eto ang bayad.	Here's the payment.
Tindera:	Maraming salamat. Babalik kayo, suki!	Many thanks. Come back again (patron)!

## NOTES ON THE CONVERSATION



Fort Santiago in Manila  
Photo: Drumlanrig  
Public Domain

Ibig is the same as gusto, "would like to" or "would care to."

Magkano means "how much."

Magkakano means "how much each..." or "how much per...."

Ale is a polite title used to address a woman whose name you don't know.

Bumili means "to buy" from the root word bili ("buy").

Bumili is used when the focus is on the buyer.

Example: Puwede bang bumili ng kalahating kilo?

"Could I buy half a kilo?"

Bilhin also means "to buy"; however, the focus is on the object to be bought.

Example: Ano po ang ibig ninyong bilhin?

"What is it you want to buy?"

Bibili is the future of bumili.

Pagbilhan mo is "you sell me."

Kilong is kilo plus the linker.

Kalahating is kalahati ("half") plus the linker.

Taling, from tali ("tied") plus the linker, means a "bundle."

Malaki ("big") is used with singular nouns.

Malalaki is used when the nouns are plural.

Malalaking is malalaki with the -ng linker.

Babalik is the future of bumalik ("to return" or "to be back").

Babalik kayo, suki literally means "You'll be back, patron."

Suki is a word used to address a regular customer or patron.

# EXERCISES


---



Coconut Palace, Manila  
Photo: Paul Shaffner  
cc-by-2.0

## Exercise 1. Repetition

karne	meat
butó ng baka	beef bones
karneng baka	beef
giniling na karneng baka	ground beef
longgonisa	a dry, slightly sweet sausage
karneng baboy	pork
giniling na karneng baboy	ground pork
litson	roast pork
manok	chicken
itlog	egg
pabo	turkey
hipon	shrimp
alamang	baby shrimp
ulang	lobster
sugpo	prawn
pusit	squid
isda	fish
isdang lapu-lapu	rock bass
bangus	milkfish
alumahan	striped mackerel
hito	catfish
maya-maya	red snapper
alimango	crab
alimasag	small crab
apahap	white sea bass
talaba	oyster
dalagang-bukid	red saltwater fish

Exercise 2. Say in Pilipino: 

- |                |                             |
|----------------|-----------------------------|
| 1. meat        | 9. lobster                  |
| 2. beef        | 10. prawn                   |
| 3. ground beef | 11. baby shrimp             |
| 4. pork        | 12. rock bass               |
| 5. ground pork | 13. milkfish                |
| 6. chicken     | 14. red snapper             |
| 7. turkey      | 15. crab                    |
| 8. shrimp      | 16. small (variety of) crab |

Magkano - "How much" (followed by the item or amount)

Exercise 3. Repetition

Magkano ang manok?

How much is the chicken?

Magkano ang isang kilong manok?

How much is a kilo of chicken?

Magkano ang isang kilong hipon?

How much is a kilo of shrimp?

Magkano ang isang kilong karneng baka?

How much is a kilo of beef?

Magkano ang isang kilong giniling na baboy?

How much is a kilo of ground pork?

Magkano ang talaba?

How much are the oysters?

Magkano ang isang kilong pusit?

How much is a kilo of squid?

Magkano ang hito?

How much is the catfish?

Magkakano - "How much each" (amount, such as kilo, implied)/"How much per piece".

Exercise 4. Repetition

Magkakano ang hipon?

How much each [kilo] is the shrimp?

Magkakano ang karneng baboy?

How much each [kilo] is the pork?

Magkakano ang bangus?

How much is the milkfish?

Magkakano ang karneng baka?

How much each [kilo] is the beef?

Magkakano ang manok?

How much each is the chicken?



Lobster at a seafood market in the Philippines

Photo: [www.bluewaikiki.com](http://www.bluewaikiki.com)  
cc-by-2.0



## Exercise 5.



You hear: A kilo of prawns

Say: Magkano ang isang kilong sugpo?

OR

You hear: Prawns

Say: Magkakano ang sugpo?

a kilo of prawns

prawns

a kilo of beef

beef

a kilo of catfish

catfish

## Exercise 6. Say in Pilipino:



1. How much is a kilo of shrimp?
2. How much each is the chicken?
3. How much each is the lobster?
4. How much is a kilo of squid?
5. How much is a kilo of oysters?
6. How much is the ground pork?

Although both the metric and U.S. systems of weights are known in the Philippines, the metric system is more commonly used. In smaller markets, you'll also find exclusively Philippine units of weight.

dosena	(dozen)	guhit	approx. 100 grams or 3 1/2 ounces
libra	(pound)		
kalahating libra	(1/2 pound)	sandok	(ladle)
kuwartong libra	(1/4 pound)	gatang	(1/2 of a liter) (sometimes referred to as <u>chupa</u> )
kilo	(kilogram)	salop	(3 liters)
kalahating kilo	(1/2 kilo- gram)		
litro	(liter)	takal	measuring cup
tali	(bundle)		
lata	(can)		
kahon	(box)		

THE WORDS IN THE RIGHT-HAND COLUMN WILL NOT BE TESTD.

1 gram =	0.035	ounce
1 kilo =	2.2046	pounds
1 liter =	0.908	dry quart OR
	1.047	liquid quarts

## Exercise 7. Repetition

Isang kilong giniling na karneng baka, nga.

One kilo of ground beef, please.

Bigyan mo ako ng dalawang boteng gatas.

Give me two bottles of milk.

Kailangan ko ng kalahating kilong pusit.

I need a half kilo of squid.

Pagbilhan mo ako ng isa't kalahating kilong hipon.

Sell me one and a half kilos of shrimp.

Isang dosenang itlog, nga.

A dozen eggs, please.

Magkano ang isang latang kape?

How much is a can of coffee?

Isang kahon ng kendi, nga.

One box of candy, please.

Dalawang taling kulitis.

Two bundles of spinach.

## Exercise 8. Repetition


diyes	10	sisenta	60
beynte	20	sitenta	70
treynta	30	otsenta	80
kuwarenta	40	nobenta	90
singkuwenta	50	siyento	100

## Exercise 9. Repetition

sisenta	60	otsentay kuwatro	84
sisentay tres	63	otsentay singko	85
sisentay singko	65	otsentay otso	88
sisentay sais	66	nobenta	90
sitenta	70	nobentay uno	91
sitentay siyete	77	nobentay dos	92
sitentay otso	78	nobentay tres	93
sitentay nuwebe	79	nobentay nuwebe	99
otsenta	80	siyento	100

## Exercise 10. Say in Pilipino:

1.	74	4.	61	7.	67
2.	75	5.	100	8.	90
3.	83	6.	96		

Exercise 11. Write the numbers: 

- |          |          |          |
|----------|----------|----------|
| 1. _____ | 4. _____ | 7. _____ |
| 2. _____ | 5. _____ | 8. _____ |
| 3. _____ | 6. _____ |          |

beynte pesos  
 tigbebeynte pesos

otsenta sentimos (20 pesos)  
 tig-otsenta sentimos (20 pesos each)


nobentay otso sentimos (80 centavos)  
 tignunobentay otso sentimos (80 centavos each)


uno sienta (1.60)  
 tig-uuno sienta (1.60 each)

trese pesos (13 pesos)  
 tigtetrese pesos (13 pesos each)

apat na piso (4 pesos)  
 tig-aapt na piso (4 pesos each)

walumpung piso (80 pesos)  
 tigwawalumpung piso (80 pesos each)

Exercise 12. Say in English: 

Exercise 13. Say in Pilipino: 

1. I need about one and a half kilos of catfish.
2. Give me one kilo of beef.
3. How much is a kilo of crab?
4. I need half a kilo of sausage.
5. Give me one kilo of ground beef.

## Exercise 14. Repetition

Mga Gulay

kalabasa  
kamatis  
sitaw  
talong  
sibuyas  
bawang  
repolyo  
patatas  
luya  
labanos  
sili  
kabute  
toge  
labong  
pipino

Mga Prutas

papaya  
saging  
mangga  
pinya  
suha  
orens  
ubas  
bayabas  
abokado  
mansanas  
peras  
kastanyas  
niyog  
buko

Vegetables

squash  
tomatoe  
string beans  
eggplant  
onions  
garlic  
cabbage  
potatoe  
ginger  
radish  
green or red pepper  
mushroom  
bean sprouts  
bamboo shoots  
cucumber

Fruits

papaya  
banana  
mango  
pineapple  
pomelo orange  
orange  
grapes  
guavas  
avocado  
apple  
pears  
chestnut  
coconut  
young coconut

Exercise 15. Say in Pilipino:



- |                  |                |
|------------------|----------------|
| 1. cabbage       | 6. string bean |
| 2. onion         | 7. squash      |
| 3. pomelo orange | 8. garlic      |
| 4. guava         | 9. mango       |
| 5. eggplant      |                |

Exercise 16.

You hear: Ano po ang ibig ninyong bilhin?

You see: two kilos of grapes

Say: Pagbilhan mo ako ng dalawang kilong ubas.

five guavas

three kilos of potatoes


one cabbage

one and a half kilos of onions

Exercise 17. Say in Pilipino:



1. Sell me four papayas.
2. How much is a kilo of onions?
3. I need one bunch of string beans and half a kilo of garlic.
4. How much each is the eggplant?

Exercise 18. Conversation for Listening Comprehension 



Halo-halo is a popular Filipino dessert

Photo: bingbing  
cc-by-2.0

- Anne: Magkakano ang alimango?
- Tindera: Tiglilimang piso at sitentay singko sentimos.
- Anne: Bigyan mo nga ako ng tatlong malalaking alimango.
- Tindera: Okey. Ano pa ang gusto ninyong bilhin?
- Anne: May hipon ba?
- Tindera: Wala ngayon, pero bukas pa ang dating. Suki, tingnan ninyo ang tinapang bangus. Masarap!
- Anne: O sige, bigyan mo ako ng dalawang malalaki.
- Tindera: Eto po.
- Anne: Magkano ang lahat?
- Tindera: Kuwarentay otso pesos at beynte singko sentimos.

tinapa = smoked



# SELF-EVALUATION QUIZ



Skyline of Cebu City  
Photo: P199  
Public Domain

SITUATION 1: Ask the salesperson, "How much each is the chicken?"

SITUATION 2: At the market you want to buy some crab. Ask the salesperson, "How much is a kilo of crab?"

SITUATION 3: Tell the salesperson to sell you three kilos of beef.

SITUATION 4: Tell the salesperson to give you:

Half a kilo of ground beef

Four kilos of shrimp

Three kilos and a half of oysters

SITUATION 5: Tell the clerk that you would like:

Two ripe mangos

One kilo of onions

Ten apples

Two coconuts

One can of pineapple

SITUATION 6: You are on a bus trip to the province. On the way, the bus stops at a fruit stand. Tell the salesperson you want one bunch of bananas and two pineapples.

SITUATION 7: A Filipino asks you and your friend if you would like to buy some fresh fruits. Speaking for the two of you, tell him that you would like to buy some mangos and some pears.

SITUATION 8: You are at the meat counter. Ask the salesperson, "How much for a kilo of pork?"

SITUATION 9: Ask the salesperson, "How much each for the cabbage?"

SITUATION 10: ON TAPE ONLY

SITUATION 11: ON TAPE ONLY

SITUATION 12: ON TAPE ONLY

## Module IV, Unit 2

### CONVERSATION

---




Philippine "Indio" dressed in "Barong Tagalog"  
Photo: Biblioteca Nacional de Madrid  
Public Domain

#### Sa Tindahan ng Damit At the Clothing Store

- Tindera: Ano po ang kailangan ninyo, mamà?  
What do you need, sir?  
[Can I help you, sir?]
- Bob: Naghahanap ako ng magandang burdadong polo baróng.  
I'm looking for a nice embroidered polo baróng.
- Tindera: Para sa inyo ba?  
Is it for you?
- Bob: Hindi, para sa aking kapatid na lalaki sa Amerika.  
No, it's for my brother in America.
- Tindera: Anong sukat niya?  
What's his size?
- Bob: Midyum, katulad ko.  
Medium, like me.
- Tindera: Mamili kayo rito.  
(You) choose from here.
- Bob: Maaari bang isukat ko ang kulay asul?  
Can I try on the blue (color) [one]?
- Tindera: Oo, maaari.  
Yes, you can.
- \* \* \*
- Bob: Hindi magkasiya ito sa akin. Masikip nang kaunti.  
This doesn't fit me. It's a little tight.
- Tindera: Eto ang malaki-laki. Isukat ninyo.  
Here's one a little larger. Try it on.
- \* \* \*
- Bob: Aba, tamang-tama ito! Magkano ito?  
Ah, this is just right! How much is this?
- Tindera: Nobentay sais pesos.  
Ninety-six pesos.

## NOTES ON THE CONVERSATION



Fort Santiago in Manila  
Photo: Drumlanrig  
Public Domain

Polo barón is a short-sleeved version of the traditional barong Tagalog. The barong Tagalog is a long-sleeved, usually embroidered dress shirt worn on formal occasions; traditionally it is white, although some are now also available in pastel colors. These shirts are worn over pants and without a tie.

Burdadong is burdado ("embroidered") plus -ng linker.

Isukat ko means "try on by me." Maaari bang isukat ko ang kulay asul? literally is "Can the blue color be tried on by me?"



Photo: Al Ramones & Domie Quiazon  
Public Domain

Philippine President and Mrs. Ferdinand Marcos during the Clark Air Force Base turnover ceremonies (14 March 1979).

# EXERCISES

---



Coconut Palace, Manila  
Photo: Paul Shaffner  
cc-by-2.0

## Exercise 1. Repetition

polo baróng	embroidered short-sleeved shirt
baróng Tagalog	lightweight, embroidered long-sleeved shirt
kamisatsino	collarless Chinese shirt
kamiseta	undershirt or T-shirt
sando	sleeveless undershirt
kamisadentro	shirt with a collar
kamisadentro mahabang manggas	long-sleeved shirt
kamisadentro maikling manggas	short-sleeved shirt
kurbata	necktie
amerikana	suit
pantalón	pants
sapatos	shoes
kalsunsiyo	underwear
sombrero	hat
medyas	socks
tsinelas	slippers

## Exercise 2.

You hear: Ano po ang kailangan ninyo?  
 You see: T-shirt  
 Say: Naghahanap ako ng kamiseta.

socks	slippers
necktie	pants
shoes	polo baróng
shirt with collar	baróng Tagalog
long-sleeved shirt	

## Exercise 3. Repetition

barò OR bestido	dress
kamison	chemise or slip
medyas	stockings or socks
palda	skirt
saya	long skirt
sapatilya	step-in evening shoes
blusa	blouse
bakyà	wooden shoes
panyolito	handkerchief
bandana	scarf
terno	traditional butterfly-sleeved dress
pansut	pantsuit
payong	umbrella

## Exercise 4. Repetition

para sa akin	for me
para sa aking anak	for my child
para sa aking maybahay	for my wife
para sa aking kaibigan	for my friend
para sa aking anak na lalaki	for my son
para sa aking anak na babae	for my daughter
para sa aking nobya	for my girl friend
para sa aking nanay	for my mother
para sa aking tatay	for my father

## Exercise 5. Say in Pilipino:



1. I'm looking for a blouse for my wife.
2. I'm looking for a shirt for my father.
3. I'm looking for shoes for my daughter.
4. I need pants for my son.
5. I'm looking for a necktie for my husband.
6. I need a barong Tagalog.
7. Do you have a long skirt?

## Exercise 6. Repetition

puti	white
itim	black
itim na itim	jet black
dilaw	yellow
dilaw na dilaw	deep yellow
dilaw na mura	light yellow
asul	blue
asul na asul	dark blue
asul na mura	light blue
berde	green
berdeng-berde	dark green
berdeng mura	light green
pula	red
pulang-pula	dark red
granate	garnet color
kulay kape	brown, "color of coffee"
kulay ubi	purple, "color of purple yam"
kulay abo	gray, "color of ash"
kulay balat	tan, "color of skin"
kulay rosas	pink, "color of rose"
kulay orens	orange, "color of orange"



Linkers

-ng

is used after words ending in a vowel.

Ex: blusa (blouse)

blusang asul (blue blouse)

na

is used after words ending in a  
consonant, except "n".

Ex: medyas (socks)

medyas na itim (black socks)

-g

is used after words ending in "n".

Ex: kamison (slip)

kamisong puti (white slip)

## Exercise 7. Repetition

Gusto ko ang berde.

I'd like the green.

Gusto ko ang dilaw.

I'd like the yellow.

Gusto ko ang sapatos na pula.

I'd like the red shoes.

Gusto ko ang blusang asul pero midyum.

I'd like the blue blouse but medium.

Gusto ko ang pantalong itim pero sukat treyntay kuwatro.

I'd like the black pants, but size 34.

Gusto ko ang malaking polo baróng na puti.

I'd like the large white polo baróng.

Gusto ko ang barong kulay balat pero sukat otso.

I'd like the tan dress, but size 8.

## Exercise 8.

You hear: kamison - itim

Say: Gusto ko ang kamisong itim.

baróng Tagalog - puti

kamisadentro - berde

sapatos - itim

polo baróng - dilaw

palda - pulang-pula

tsinelas - kulay orens

pantalón - kulay abo

kurbata - kulay balat

terno - kulay ubi

## Exercise 9.

You hear: puti - sapatos

Say: Kailangan ko ng puting sapatos.

puti - panyolito

itim - sapatos

dilaw - payong

berdeng mura - kurbata

kulay balat - bakya

pula - sombrero

kulay kape - pansut

asul na mura - blusa

pulang-pulang - kamison

asul na asul - palda

dilaw na mura - polo baróng

Gusto ko ito.	I like this.
Gusto ko ang mga ito.	I like these.

## Exercise 10.

You hear: blusa
Say: Gusto ko ito.

OR

You hear: mga blusa
Say: Gusto ko ang mga ito.

blusa  
mga kurbata  
kamiseta  
mga palda  
kamisadentro  
amerikana  
mga sapatos  
barong Tagalog  
kamison  
panyolito

Gusto ko iyan.  
I like that.

Gusto ko ang dilaw na iyan.  
I like that yellow [one].

Gusto ko ang mga iyan.  
I like those.

Gusto ko ang mga dilaw na iyan.  
I like those yellow [ones].

Exercise 11. Repetition

Gusto ko ang pulang iyan.  
I like that red one.

Maaari bang isukat ko ang puting iyan?  
May I try on that white one?

Gusto ko ang berdeng iyan - sukat treyntay dos.  
I would like that green one - size 32.

Ayoko ng mga itim na iyan.  
I don't like those black ones.

Gusto kong isukat ang mga kulay kape.  
I would like to try on those brown ones.

ito (this) Gusto ko ito.	ang mga ... ito (these) Gusto ko ang mga ito.
iyan (that) Gusto ko ang blusang iyan.	ang mga ... iyan (those) Gusto ko ang mga blusang iyan.
iyon (that over there) Gusto ko ang berdeng iyon.	ang mga ... iyon (those over there) Gusto ko ang mga berdeng iyon.

Exercise 12. Say in Pilipino:



1. I like this one.
2. I don't like those.
3. I like those over there.
4. Can I try that shirt on?
5. I'm looking for a tan tie.
6. Can I try on these dresses?
7. I would like to try those on.
8. I would like to try on that blue blouse over there.
9. I need a shirt for my son - size 14.

## Exercise 13. Repetition

malaki	large or big
malaki nang kaunti	a little large
masyadong malaki	very large, too large
maliit	small
maliit nang kaunti	a little small
masyadong maliit	very small, too small
mahaba	long
mahaba nang kaunti	a little long
masyadong mahaba	very long, too long
maikli	short
maikli nang kaunti	a little short
masyadong maikli	very short, too short
kasiya	fits, fitting
kasiyang-kasiya	fits well, well-fitting
hindi kasiya	doesn't fit
husto	all right
hustung-husto	just right
tama	OK
tamang-tama	perfect

## Exercise 14. Say in English:



## Exercise 15.

<p>You hear: too long</p> <p>Say: Hindi magkasiya ito sa akin, <u>masyadong mahaba</u>.</p>
---

too large	too short
a little small	too long
a little large	

Exercise 16. Say in English:



Exercise 17. Conversation for Listening Comprehension





Tindera: Hoy, Anne, anong kailangan mo ngayon?

Anne: Isang pansut.

Tindera: Para sa iyo ba?

Anne: Oo, para sa akin.

Tindera: Anong sukat mo?

Anne: Dose.

Tindera: Gusto mo ba ng mga itim? Mayroon ding granate. Mamili ka.

Anne: Gusto ko sana ang granateng ito.

Tindera: Isukat mo.

\* \* \*

Anne: Maganda ito pero maiikli nang kaunti. Maaari bang isukat ko ang itim na iyan?

Tindera: Sige. Isukat mo.

\* \* \*

Tindera: Ano, tama ba?

Anne: Hustung-husto ito. Magkano ba?

Tindera: Sientay singko pesos lamang.

## SELF-EVALUATION QUIZ

---



Skyline of Cebu City  
Photo: P199  
Public Domain

SITUATION 1: You see a pair of shoes that you like. How do you ask, "May I try these on?"

SITUATION 2: Tell the department store salesclerk that you are looking for a blouse for your daughter.

SITUATION 3: You are in a department store. Tell the clerk that you need a long-sleeved white shirt.

SITUATION 4: You've tried on a pair of pants. Tell the clerk, "This doesn't fit me. It's a little large."

SITUATION 5: ON TAPE ONLY

SITUATION 6: Ask the salesman, "How much is this?"

SITUATION 7: You've tried on a shirt that fits you just right. Tell the clerk, "This yellow shirt fits me well."

SITUATION 8: ON TAPE ONLY

SITUATION 9: You are looking at some polo barongs. How do you say, "I like those green ones"?

CONVERSATION

Pagbili ng Subenir  
Buying Souvenirs




Philippine "Indio" dressed in "Barong Tagalog"  
Photo: Biblioteca Nacional de Madrid  
Public Domain



- Bob: Anong halaga ng lampara? What's the price of a lamp?
- Tindera: Singkuwenta pesos po. Fifty pesos, sir.
- Bob: Bakit napakamahal? Why so expensive?
- Tindera: Sapagka't mabuting klase at gawang-kamay. Mura na po iyon. Because [it's] good quality and [it's] hand-made. That's already cheap.
- Bob: Anong yari ito? What is this made of?
- Tindera: Kapis po, kaya maganda. Capiz shell, sir; that's why it's beautiful.
- Bob: Maaari bang treynta pesos na lamang? Can I have it for just 30 pesos?
- Tindera: Hindi po maaari. Magdagdag pa kayo. (It's) not possible, sir. Add some more.
- Bob: Treyntay otso pesos na lang. Thirty-eight pesos only.

- Tindera: O, sige na nga. Ano pa ang gusto ninyo? All right, go on. What else do you like?
- Bob: Magkano ang prutera? How much is the fruit bowl?
- Tindera: Kuwarentay nuwebe pesos at singkuwenta sentimos. Forty-nine pesos and fifty centavos.
- Bob: Puwede ba akong tumawad? Can I bargain?
- Tindera: Hindi po puwede. Wala nang tawad. Murang-mura na iyan. No, sir, you can't. There is no more discount. That's already very cheap.
- Bob: Okey, ipakibalot mo nang mabuti. OK. Please wrap it well (for me).

## NOTES ON THE CONVERSATION



Fort Santiago in Manila  
Photo: Drumlanrig  
Public Domain

Maaari bang treynta pesos na lamang? literally means "Can [ it be] thirty pesos only?"

Maaari means "can," "could," or "possible." Hindi maaari - "(It's) not possible."

Puwede ba akong tumawad? literally means "Can I bargain?"

Napakamahal means "very expensive" from mahal, "expensive."

Mura is "cheap." Murang-mura means "very cheap."

Kapis (capiz) are flat translucent shells used to make lamps, trays, wind chimes, and other home decorations.

Tumawad means "to bargain" from tawad, "bargain," "discount."

Ipakibalot - ipaki is a prefix used to ask someone to do something for you.

Nang mabuti, "very well."

# EXERCISES

---



Coconut Palace, Manila  
Photo: Paul Shaffner  
cc-by-2.0

## Exercise 1. Repetition

kabibi	conch shell
lamparang kabibi	lamp made of shells
istatuwa	statue
larawang oleo	oil painting
kuwadro	picture frame
prutera	fruit bowl
mantel	tablecloth
burdadong mantel	embroidered tablecloth
punda	pillow cases
burdadong punda	embroidered pillow cases
kuwintas	necklace
tsinelas na abaka	abaca (Manila hemp) slippers
silyang ratan	rattan chair
mesang ratan	rattan table
abuhan*	ashtray
kahon ng tabako	box of cigars
bastong inukit	carved walking stick
panyolitong pinya	handkerchief made from pine- apple fiber
	* * *
pleysmat	place mat
hanbag	handbag
basket	basket
astre	ashtray

---

\*In some areas titisan is also used for "ashtray."

Exercise 2. Say in Pilipino:



1. abaca slippers
2. statue
3. necklace
4. handkerchief made from pineapple fibers
5. conch shell
6. box of cigars
7. embroidered tablecloth
8. carved walking stick
9. fruit bowl
10. oil painting
11. picture frame

Exercise 3.

You hear: statue

Say: Anong halaga ng istatuwa?

tablecloth

rattan chair

abaca slippers

box of cigars

conch shell

carved walking stick

Magkano ito?

Magkano iyan?

Magkano iyon?

Exercise 4. Say in English:



Exercise 5. Say in Pilipino:



1. What is this made of?
2. Can I have it for forty pesos?
3. Can I bargain?
4. Please wrap it well.
5. Is it handmade?
6. How much is the lamp?
7. How much is this?
8. How much each is that?
9. How much is that over there?

Exercise 6. Conversation for Listening Comprehension



Tindera: Hoy, Anne, anong gusto mong bilhin ngayon?

Anne: Gusto ko ng isang larawan para sa aking kaibigan sa California.

Tindera: Ito ang pinakamaganda. Gusto mo ba?

Anne: Oo, napakaganda! Pero magkano ba ito?

Tindera: Ibibigay ko sa iyo ng tatlumpung piso.

Anne: Bakit mahal?

Tindera: Mangyari malaki ito at "oil painting."

\* \* \*

Anne: Anong yari ang kuwadrong iyan?

Tindera: Nara at kinse pesos lamang.

Anne: Puwede bang trentay singko pesos na lamang ang larawan at kuwadro?

Tindera: Hindi puwede. Maaari sa kuwarenta pesos.

Anne: Okey, ipakibalot mo lang.



## SELF-EVALUATION QUIZ

---



Skyline of Cebu City  
Photo: P199  
Public Domain

SITUATION 1: You are at the Olonggapo Market and see a basket you like. How do you ask, "How much is the basket?"

SITUATION 2: You ask for the price of an item in a souvenir store and are quoted a price higher than you expect. How do you say, "Why so expensive?"

SITUATION 3: You see some large conch shells at a shell stand. How do you ask the seller how much each conch shell costs?

SITUATION 4: At a gift shop you see a wind chime but you don't know what it's called in Pilipino. How do you say, "How much each is this?"

SITUATION 5: The price of a wooden salad bowl is too high. You want to find out if you can make an offer. Ask if you can bargain.

SITUATION 6: After being quoted a price of forty pesos for a statue, you want to ask the seller if it can be had for just twenty-five pesos. How do you say this?

SITUATION 7: You are looking at a picture frame and you want to find out what it's made out of. What do you say?

SITUATION 8: You are being quoted a price for a basket when another one at the other side of the shop catches your eye. How do you say, "How much is that one over there?"

SITUATION 9: ON TAPE ONLY


SITUATION 10: ON TAPE ONLY

SITUATION 11: ON TAPE ONLY





## Module V




Sailboat in Cebu Strait off the coast of Mactan  
Photo: Huggorm  
Public Domain

# OBJECTIVES

---

At the end of this module, you will be able to perform the following tasks in Filipino:

- UNIT 1
1. Use and understand expressions needed to hire domestic help.
  2. Give simple commands and requests to household help.
  3. Ask whether certain chores have been done.
- UNIT 2
4. In case of an emergency, call the pulis ("police"), or ask for repair service, such as tubero ("plumber") and elektrisista ("electrician").
  5. Report the nature of the emergency.
  6. Give your telephone number and address, including your floor number.



## Module V, Unit 1

### CONVERSATION

---

#### Pag-upa ng Katulong Hiring Help




Philippine "Indio" dressed in "Barong Tagalog"  
Photo: Biblioteca Nacional de Madrid  
Public Domain



- Linda: Nabalitaan ko na kailangan ninyo ng katulong. I heard that you need household help.
- Anne: Oo, pumasok ka. Yes, come in.
- \* \* \*
- Anne: Umupo ka. Anong pangalan at edad mo? Sit down. What's your name and age?
- Linda: Linda Ramos ang ngalan ko. Labinsiyam na taon na po ako. My name is Linda Ramos. I'm (already) nineteen (years).
- Anne: Linda, kailangan ko ng marunong magluto, maglinis at mag-alaga ng bata. May karanasan ka ba sa mga ito? Linda, I need someone who knows how to cook, clean, and take care of a baby. Do you have experience in these?
- Linda: Opo. Nakapagtrabaho po ako sa pamilya na dating nakatira rito. Mayroon po silang bata. Yes, ma'am. I worked for the family who lived here before. They had a young child.

- Anne: O, mabuti. Puwede bang magsimula ka sa Lunes ng umaga? Oh, good. Could you start next Monday morning?
- Linda: Magkano po ba ang suweldo? How much is my salary?
- Anne: Tres siyentos pesos isang buwan ang suweldo mo. "Off" ka kung Linggo. Tama na ba yon? Your salary is 300 pesos a month. You're off on Sundays. Is that all right?
- Linda: Opo, salamat po. Narito po ako sa alas nuwebe ng umaga sa Lunes. Yes, ma'am, thank you. I'll be here at 9:00 Monday morning.
- Anne: Sige. Hanggang sa Lunes! OK. Until Monday!

## NOTES ON THE CONVERSATION



Fort Santiago in Manila  
Photo: Drumlanrig  
Public Domain

Balita is "news." Nabalitaan ko means "I heard the news."

Katulong is a male or female live-in helper.

Pumasok ka means "Come in" or "Enter."

Ngalan is the same as pangalan, "name"; ngalan ko, "my name."

Umupo ka means "sit."

Marunong means "knows how."

Marunong magluto means "knows how to cook."

Karanasan means "experience."

Maglinis is "to clean."

Anong is the contraction of ano ang.

Mag-alaga is "to take care of." Bata is "child" or "baby."

Mag-alaga ng bata means "to take care of a child."

Suweldo is "salary" or "wage."

Magsimula is "to begin," "to start."

Yon is the short form of iyon, which means "that."

Na means "that" (relative pronoun).



## EXERCISES

---



Coconut Palace, Manila  
Photo: Paul Shaffner  
cc-by-2.0

### Exercise 1. Repetition

hardinero	gardener
bebi-siter	baby-sitter
mananahi	seamstress
plantsador	ironer
katulong na lalaki OR muchacho	houseboy
katulong na babae OR muchacha	housegirl
kusinera/kusinero	cook-female/male
labandera	laundress
tsuper	chauffeur
katulong	household help

### Exercise 2. Repetition

Kailangan ba ninyo ng hardinero?

Do you need a gardener?

Nabalitaan ko na kailangan ninyo ng tsuper.

I heard that you need a chauffeur.

Kailangan ba ninyo ng bebi-siter?

Do you need a baby-sitter?

Kailangan ba ninyo ng katulong na babae?

Do you need a housemaid?

Nabalitaan ko na kailangan ninyo ng katulong.

I heard that you need household help.


Kailangan ba ninyo ng mananahi?

Do you need a seamstress?

Nabalitaan ko na kailangan ninyo ng kusinero.

I heard that you need a cook.



Exercise 3. Say in English: 

Oo, kailangan ko. (Yes, I do (need)).  
 Hindi. Hindi ko kailangan. (No. I don't (need)).

Exercise 4. Repetition

maglaba ng damit	(to launder clothes)
maglinis ng bahay	(to clean house)
magluto ng manok	(to cook chicken)
mag-alaga ng bata	(to take care of the child)
magwalis sa* kusina	(to sweep the kitchen)
maglampaso sa* banyo	(to mop the bathroom)
maghain	(to set the table)
magpunas ng mesa	(to dust/wipe the table)
magplantsa ng pantalon	(to iron pants/slacks)
mamalengke	(to go marketing)
maghugas ng mga plato	(to wash dishes)
magpakain ng bata	(to feed the child)
magpakain ng aso	(to feed the dog)
magpakain ng pusa	(to feed the cat)
magbakyum sa* salas	(to vacuum the living room)
magpainom	(to serve/offer drinks)
magpatuyo ng damit	(to dry clothes)
magdilig ng halaman	(to water plants)

**\*Notice that sa is used instead of ng when referring to a specific location; for example, mula sa Baguio ("from Baguio"), para sa Olongapo ("to/for Olongapo").**

## Exercise 5.

You hear: to iron clothes
Say: Kailangan ko ng marunong <u>magplantsa ng damit.</u>

to launder clothes

to go marketing

to vacuum

to clean house

to take care of the child

to serve drinks

## Exercise 6. Repetition

Magluto ka ng manok.

(Cook some chicken.)

Magluto ka nga ng manok.

(Cook some chicken, please.)

Maglinis ka ng bahay.

(Clean the house.)

Maglinis ka nga ng bahay.

(Clean the house, please.)

Magpatuyo ka ng mga plato.

(Dry the dishes.)

Magpatuyo ka nga ng mga plato.

(Dry the dishes, please.)

Magplantsa ka ng pantalon.

(Iron the pants/slacks.)

Magplantsa ka nga ng pantalon.

(Iron the pants/slacks, please.)

Magpakain ka ng bata.

(Feed the child.)

Magpakain ka nga ng bata.

(Feed the child, please.)

Maglaba ka ng damit.

(Launder the clothes.)

Maglaba ka nga ng damit.

(Launder the clothes, please.)

	Tagalized Spanish	Pilipino
100	siyento	sandaan
200	dos siyentos	dalawang daan
300	tres siyentos	tatlong daan
400	kuwatro siyentos	apat na raan
500	singko siyentos	limang daan
600	sais siyentos	anim na raan
700	siyete siyentos	pitong daan
800	otso siyentos	walong daan
900	nuwebe siyentos	siyam na raan
1,000	mil	isang libo

Exercise 7.

You hear: Magkano po ba ang suweldo?  
 You see: 300 pesos  
 Say: Tres siyentos pesos isang buwan ang suweldo.

200 pesos

250 pesos

400 pesos

325 pesos

350 pesos

275 pesos

Exercise 8. Say in Pilipino:



1. I need someone who knows how to cook.
2. Your salary is 250 pesos a month.
3. Cook the chicken, please.
4. Feed the child.
5. Clean the house, please.
6. I need someone who knows how to take care of a child.
7. Mop the kitchen.
8. I need someone who knows how to vacuum.

## Exercise 9. Review/Repetition

Lunes	(Monday)	sa makalawa	(day after tomorrow)
Martes	(Tuesday)	ngayong umaga	(this morning)
Miyerkules	(Wednesday)	ngayong hapon	(this afternoon)
Huwebes	(Thursday)	ngayong gabi	(this evening)
Biyernes	(Friday)	mamaya	(later)
Sabado	(Saturday)	kahapon	(yesterday)
Linggo	(Sunday)	noong Lunes	(last Monday)
ngayon	(now/today)	noong Martes	(last Tuesday)
bukas	(tomorrow)	noong Miyerkules	(last Wednesday)

## Exercise 10. Repetition

Basic Form

magpakain  
 magpunas  
 magplantsa  
 mag-alaga  
 magpainom  
 maglampaso  
 maglinis  
 maghugas  
 maglaba  
 magdilig

Completed Form

nagpakain  
 nagpunas  
 nagplantsa  
 nag-alaga  
 nagpainom  
 naglampaso  
 naglinis  
 naghugas  
 naglaba  
 nagdilig

## Exercise 11. Repetition

Magpakain ka ng bata mamaya.

(Feed the baby later.)

Nagpakain ka ba ng bata?

(Did you feed the baby?)

Magdilig ka ng mga halaman bukas.

(Water the plants tomorrow.)

Nagdilig ka ba ng mga halaman kahapon?

(Did you water the plants yesterday?)

Maglinis ka sa salas ngayon.

(Clean the living room today.)

Naglinis ka ba sa salas ngayon?

(Did you clean the living room today?)

Maglampaso ka sa kusina sa Lunes.

(Mop the kitchen on Monday.)



Naglampaso ka ba sa kusina noong Lunes?

(Did you mop the kitchen last Monday?)

## Exercise 12. Say in Pilipino:



1. Wash the dishes later.
2. Iron the clothes on Tuesday.
3. Cook the chicken today.
4. Did you clean the kitchen last Wednesday?
5. Feed the baby at 11 o'clock, please.
6. Baby-sit this evening, please.
7. Mop the bathroom now.
8. Water the plants tomorrow.
9. Did you vacuum last Monday?
10. Clean the living room on Friday, please.

Exercise 13. Conversation for Listening Comprehension 

- Linda: Gusto ko pong pumasok na katulong sa inyo.
- Anne: Marunong ka bang magplantsa at mag-alaga ng bata?
- Linda: Opo, at marunong din po akong magluto ng adobo, lumpia, at pansit.
- Anne: Anong pangalan mo? Ilang taon ka na?
- Linda: Linda Ramos po ang ngalan ko. Labing walong taon na po ako.
- Anne: Puwede ka bang magsimula sa Lunes, Linda?
- Linda: Magkano po ba ang suweldo?
- Anne: Dalawang daan at limampung piso. Tama na ba yon? At saka\* "off" ka kung Sabado at Linggo.
- Linda: Maraming salamat po. Hanggang sa Lunes ng umaga.

---

\* at saka - and also

# SELF-EVALUATION QUIZ

---



Skyline of Cebu City  
Photo: P199  
Public Domain

SITUATION 1: You would like to ask someone's name.  
What do you say?

SITUATION 2: ON TAPE ONLY

SITUATION 3: Anne tells a Pilipino friend that she needs someone who knows how to take care of the baby. How does she say it in Pilipino?

SITUATION 4: You would like to ask the helper if she could start working on Tuesday morning. What do you say?

SITUATION 5: ON TAPE ONLY

SITUATION 6: You want to tell the houseboy that his salary is two hundred pesos a month. What do you say?


SITUATION 7: ON TAPE ONLY

SITUATION 8: Mrs. White wants to ask the maid if her salary is OK. How does she say "Is that all right?" in Pilipino?

SITUATION 9: You want to ask your houseboy to water the plants tomorrow. How do you say it in Pilipino?

SITUATION 10: You want to ask your maid to do some chores for you while you're away. Say each of the following in Pilipino:

- a. Dust the living room later.
- b. Iron the blue pants, please.
- c. Clean the kitchen on Tuesday.





## Module V, Unit 2

### CONVERSATION

---

#### Biglang Pangangailangan sa Tahanan Emergency at Home



Philippine "Indio" dressed in "Barong Tagalog"  
Photo: Biblioteca Nacional de Madrid  
Public Domain




- Anne: Helo! Ito ba ang Sampagita Plumbing?  
Hello! Is this (the) Sampaguita Plumbing?
- Empleyado: Ito nga po. Ano po ba ang maipaglilingkod ko sa inyo?  
It is, ma'am. What can I do for you?
- Anne: Magpapunta kayo ng tubero agad sa bahay namin.  
Send a plumber to our house right away.
- Empleyado: Ano po ba ang nangyari?  
What happened ma'am?
- Anne: Nagbara ang aming kasilyas.  
Our toilet is clogged.
- Empleyado: Okupado pa ang aming mga tubero. Ibigay ninyo ang inyong tirahan at bilang ng telepono.  
Our plumbers are busy now. Give [me] your address and telephone number.
- Anne: 386 Magsaysay Drive ang tirahan namin. Nasa-pangalawang palapag kami. 21-35-97 ang bilang ng telepono namin.  
Our address is 386 Magsaysay Drive. We're on the second floor. The telephone number is 21-35-97.

Empleyado: Pag may dumating na tubero,      When a plumber arrives,  
 papupuntahin ko riyon                      I'll send him there  
 kaagad.    right away.

Anne:                      O sige. Maghihintay ako.      OK. I'll wait.

## NOTES ON THE CONVERSATION



Fort Santiago in Manila  
 Photo: Drumlanrig  
 Public Domain

Empleyado is a male "employee." Empleyada is a female "employee."

Sampagita is the name of the Philippine national flower. It's often used for commercial names.

Maipaglilingkod literally means "to be able to serve/help."

Magpapunta means "to send."

Nagbara is "clogged."

Okupado comes from the Spanish word ocupado meaning "occupied," or "busy."

Papuntahin means "to send."

Bahay means "home" or "house."

## EXERCISES

---



Coconut Palace, Manila  
Photo: Paul Shaffner  
cc-by-2.0

### Exercise 1. Repetition

elektrisista/elektrisyan	electrician
bumbero	fireman
tubero	plumber
pulis	police, policeman
mga pulis, pulisya	policemen
istasyon ng pulis	police station
doktor	doctor
ambulansiya	ambulance
nars	nurse
mekaniko	mechanic
taga-ayos	repairman

### Exercise 2.

You hear: Ano po ba ang maipaglilingkod ko sa inyo?  
 You see: fireman  
 Say: Magpapunta kayo ng bumbero sa bahay namin.

electrician	doctor
plumber	nurse
policeman	ambulance

## Exercise 3. Repetition

Saan ka nakatira?

Where do you live?

Sa 34 Kalye Rizal ang tirahan ko.

My address is 34 Rizal Avenue.

Anong pangalan ng tatay mo?

What is your father's name?

Luis Reyes ang pangalan ng tatay ko.

My father's name is Luis Reyes.

Anong telepono mo?

What is your telephone number?

16-95-01 ang bilang ng telepono ko.

My telephone number is 16-95-01.

Anong pangalan mo?

What is your name?

Maria Lopez ang pangalan ko.

My name is Maria Lopez.

Ilan ang anak mo?

How many children do you have?

Tatlo ang anak ko.

I have three children.

## Exercise 4. Say in English:



---

\*siro - zero (Ø)

## Exercise 5. Repetition

Nawalan kami ng kuriyente.

(Our electricity is out.)

Nasira ang aming repringyerytor.

(Our refrigerator doesn't work.)

Nasusunog ang aming kusina.

(Our kitchen is on fire.)

May sakit ang nanay ko.

(My mother is sick.)

Nasagasaan ang bata.

(A child was run over.)

Nanakawan ako.

(I've been robbed.)

Nawalan kami ng tubig.

(Our water is off.)

Nagbara ang kasilyas namin.

(Our toilet is clogged.)

Magpapunta kayo ng doktor agad.

(Send a doctor right away.)



Exercise 6. Say in Pilipino:



1. The kitchen is on fire.
2. A child was run over.
3. We were robbed.
4. Our electricity is out.
5. Our toilet is clogged.
6. Our refrigerator doesn't work.
7. My child is sick.
8. Send a doctor right away.

Exercise 7. Repetition

una	(first)
pangalawa	(second)
pangatlo	(third)
pang-apat	(fourth)
panlima	(fifth)
pang-anim	(sixth)
pampito	(seventh)
pangwalo	(eighth)
pansiyam	(ninth)
pansampu	(tenth)
panlabindalawa	(12th)
panlabing-anim	(16th)
pandalawampu	(20th)

NOTE: To form the ordinals, pang is prefixed to the numbers. Pang changes to pam before b and p and to pan before d, l, r, s, t. With the ordinals 2 and 3, the prefix and base are combined by dropping the first letter of the base: pang + dalawa becomes pangalawa; pang + tatlo becomes pangatlo.

## Exercise 8.

You hear: on the second floor Say: <u>Nasa-pangalawang palapag</u> kami.
---

on the fourth floor  
on the seventh floor  
on the first floor  
on the third floor

## Exercise 9. Repetition

Saan kayo nakatira?

Where do you live?

Nakatira po ako sa 27 Binictican.

I live at 27 Binictican.

Saan siya nakatira?

Where does he/she live?

Nakatira siya sa 45 Kalayaan sa Subic Bay.

[She/He] lives at 45 Kalayaan in Subic Bay.

Anong kailangan mo?

What do you want/need?

Kailangan ko ng doktor.

I want/need a doctor.

Kailan darating ang tubero?

When will the plumber arrive?

Sa alas onse darating ang tubero.

The plumber will arrive at 11.

Exercise 10. Conversation for Listening Comprehension 

- Anne: Helo! Helo! Kailangang-kailangan ko ang elektrisyan sapagka't nawalan kami ng ilaw. Maaari bang papuntahin mo rito agad?
- Empleyada: Wala pa po rito ang elektrisyan. Mamaya pa po darating.
- Anne: Pag dumating, papuntahin mo kaagad dito. Okey?
- Empleyada: Opo, pero ano po ba ang pangalan at tirahan ninyo, ale?
- Anne: Anne Turner ang ngalan ko at nakatira ako sa 273 Magsaysay Drive.
- Empleyada: Ano naman ang bilang ng telepono ninyo?
- Anne: 21-35-97 ang bilang ng telepono ko.
- Empleyada: Salamat po, Ginang Turner.
- Anne: Walang anuman. Maghihintay ako.



# SELF-EVALUATION QUIZ



Skyline of Cebu City  
Photo: P199  
Public Domain

SITUATION 1: You call the fire department to report that your kitchen is on fire. What do you say?

SITUATION 2: ON TAPE ONLY

SITUATION 3: The nurse wants to know your name, age, and address. Say the following in Pilipino:

- a. My name is Roberta Smith.
- b. I am twenty years old.
- c. I live on Rizal Avenue, Olongapo.

SITUATION 4: You want to ask if the place you're calling is the police station. What do you say?

SITUATION 5: ON TAPE ONLY

SITUATION 6: ON TAPE ONLY

SITUATION 7: You want to tell the repairman that you live on the third floor. How do you say it in Pilipino?



# KEYS

## Module I, Unit 1

### Exercise 6

Magandang umaga po, Ginang Ruiz. OR Magandang umaga sa inyo, Ginang Ruiz.

Magandang tanghali sa iyo, Carlos.

Magandang gabi po, Ginoong Cruz. OR Magandang gabi sa inyo, Ginoong Cruz.

Magandang hapon sa iyo, Pacita.

Magandang araw po, Binibining Ramirez.

Magandang gabi po, Tinyente.

Magandang hapon sa iyo, Ana.

Magandang tanghali po, Sarhento.

Magandang gabi sa inyong lahat.

### Exercise 8

Magandang umaga po, Ginang Paraiso. Kumusta po kayo?

Magandang hapon sa iyo, Roberto. Kumusta ka?

Magandang tanghali po, Binibining Ruiz. Kumusta po kayo?

Magandang gabi po, Kapitan. Kumusta po kayo?

Magandang araw sa iyo, Tomas. Kumusta ka?

### Exercise 14

Gloria: Good day to you, Mrs. Turner.

Gng. Turner: Good day to you, Gloria. How are you?

Gloria: Quite well, Mrs. Turner. This is Rosa, my friend.

Rosa: I'm glad to meet you, Mrs. Turner.

Gng. Turner: How are you, Rosa?

Self-evaluation Quiz

1. Magandang gabi po, Koronel Cabot. Ito po si Rose, maybahay ko. OR Ito po si Rose, asawa ko.
2. Magandang hapon po, Ginang Cruz. Kumusta po kayo? OR Magandang araw po, Ginang Cruz. Kumusta po kayo?
3. Magandang tanghali po, Koronel Cabral. Ako po si Kapitan Turner.
4. Magandang umaga po, Ginoo at Ginang Cruz.
5. Kumusta po kayo, Ginoong Ramos?  
Kumusta po kayo, Ginang Cruz?  
Kumusta po kayo, Binibining Reyes?  
Kumusta ka, Teresa?  
Kumusta ka, Carlos?
6. Ako po si \_\_\_\_\_. Ito po si Rose, maybahay ko. OR Ito po si Rose, asawa ko.
7. Ikinagagalak kong makilala kayo, Ginoong Cruz.
8. Binibining Paraiso, ito po si Tom, kaibigan ko.
9. Magandang tanghali sa iyo, Carlos. Kumusta ka?
10. Magandang umaga sa iyo, Teresa. Kumusta ka?
11. Mabuti po naman, at kayo?
12. Nagagalak din po akong makilala kayo.

## Module I, Unit 2

### Exercise 7

1. (isang taon) 1 year
2. (dalawang linggo lamang) 2 weeks only
3. (apat na araw) 4 days
4. (mga anim na buwan) about 6 months
5. (siyam na taon) 9 years
6. (walong buwan) 8 months
7. (mga limang araw) about five days
8. (pitong linggo lamang) 7 weeks only
9. (sampung buwan) 10 months
10. (mga labing-isang taon) about 11 years
11. (labimpitong araw) 17 days

### Exercise 10

Walong linggo na ako rito.

Tatlong linggo lamang ako rito.

Labintatlong buwan na ako sa Olongapo.

Anim na buwan lamang ang maybahay ko rito.

Dalawang taon na kami sa Pilipinas.

Hindi pa kami matagal sa Pilipinas, apat na linggo lamang.

### Exercise 24

1. (Taga-saan ka, Bob?)  
Where are you from, Bob?
2. (Gusto mo ba ang Olongapo?)  
Do you like Olongapo?
3. (Taga-California ako.)  
I'm from California.
4. (Gusto ba ninyo ang Pilipinas?)  
Do you like the Philippines?
5. (Ginoong Johnson, gusto kong ipakilala sa inyo ang mga kaibigan ko, sina Ginoo at Ginang Reyes.)  
Mr. Johnson, I would like to introduce to you my friends Mr. and Mrs. Reyes.

6. (Matagal na ba kayo sa Subic Bay?)  
Have you been in Subic Bay long?
7. (Nagagalak akong makilala ka.)  
I am glad to meet you.
8. (Maganda ang Baguio pero malamig nang kaunti.)  
Baguio is beautiful but a little cold.
9. (Masyadong mainit sa Maynila.)  
It's very hot in Manila.
10. (Napakahangin ba sa San Francisco?)  
Is it very windy in San Francisco?

### Exercise 25

1. Ginoo at Ginang Ramos, gusto kong ipakilala sa inyo ang asawa ko, si Sarah.
2. Taga-Maynila po ba kayo, Gng. Ramos?
3. Dalawampung araw lamang ako rito.
4. Dalawang taon na ang kaibigan ko sa Pilipinas.
5. Gustung-gusto namin ang Pilipinas.
6. Taga-California ako.
7. Mainit na mainit ba sa Baguio kung Mayo?
8. Malamig nang kaunti sa California.
9. Nagagalak akong makilala kayo. OR Ikinagagalak kong makilala kayo.
10. Matagal ka na ba sa Maynila, Juan?
11. Taga-saan ka, Juan?
12. Gusto mo ba ang Subic Bay?

Exercise 26

- Pedro: Hello, Tom. How's it going? (Lit.: Where are you going?)
- Tom: So, so. (Lit.: Just here.) How are you?
- Pedro: Just fine. Tom, this is Victoria.
- Tom: I'm glad to meet you, Victoria.
- Victoria: Likewise.
- Tom: Have you been here long?
- Pedro: About one hour. Say, would you like a drink?
- Tom: Yes, fine; I'd like a beer.
- Pedro: How about you, Victoria; would you like coke or beer?
- Victoria: I'll have a coke.

Self-evaluation Quiz

1. Taga-saan po kayo, Ginang Bautista?
2. Mainit na mainit ba sa Hundred Islands?
3. Ayoko po ng bir. Gusto ko ng coke.
4. Taga-Olongapo po ba kayo?
5. Mainit na mainit po ba sa Baguio kung Disyembre?
6. (Taga-saan po kayo?)  
Taga-Oregon.  
(Gusto mo ba ang Pilipinas?)  
Oo, gustung-gusto ko, pero mainit nang kaunti.  
(Gaano katagal ka rito?)  
Mga pitong buwan ako rito.
7. Gustung-gusto ko ang Corregidor.
8. Opo, gustung-gusto ko.
9. Malamig ang tsa.
10. a. Malamig ba sa Cebu?  
b. (Hindi, hindi malamig sa Cebu; masyadong mainit.)  
No, it's not cold in Cebu; it's very hot.

## Module I, Unit 3

### Exercise 5

1. Mayroon kaming tatlong anak. OR Mayroon po kaming tatlong anak.
2. Mayroon kaming isang lalaki at isang babae. OR Mayroon po kaming isang lalaki at isang babae.
3. Mayroon akong tatlong lalaki. OR Mayroon po akong tatlong lalaki.
4. Mayroon akong tatlong anak, dalawang lalaki at isang babae. OR Mayroon po akong tatlong anak, dalawang lalaki at isang babae.

### Exercise 12

1. (Nagtatrabaho ka ba sa Cubi Point?)  
Do you work at Cubi Point?
2. (Nakatira ka ba sa Olongapo?)  
Do you live in Olongapo?
3. (Nakatira kami sa Subic Bay.)  
We live in Subic Bay.
4. (Nagtatrabaho ako sa Grande Island.)  
I work at Grande Island.
5. (Saan kayo nakatira?)  
Where do you live?
6. (Saan kayo nagtatrabaho?)  
Where do you work?
7. (Hindi na po kami makapagtatagal.)  
We cannot stay longer.
8. (Paalam na po.)  
Good-bye, sir/madam.
9. (Mayroon kaming dalawang anak na babae.)  
We have two daughters.
10. (Mayroon kaming limang anak na lalaki.)  
We have five sons.
11. (Wala akong anak.)  
I don't have a child.
12. (Wala akong maybahay.)  
I don't have a wife.

13. (Wala akong asawa.)  
I'm not married.

Exercise 13

1. Nagtatrabaho ba kayo sa Clark Air Base, Ginoong Cruz?
2. Nakatira ba kayo sa Olongapo, Tinyente?
3. Nakatira ka ba sa Olongapo, Juan?
4. Nagtatrabaho ba kayo sa Subic, Binibining Flores?
5. May anak po ba kayo, Ginang Pineda?
6. Nagtatrabaho po ako sa Subic Bay.
7. Nakatira kami sa Olongapo.
8. Mayroon kaming limang anak.
9. Hindi na po ako makapagtatagal.
10. Mayroon kaming tatlong anak na lalaki.
11. Mayroon akong isang anak na babae lamang.
12. Mayroon kaming limang anak, apat na lalaki at isang babae.
13. Wala kaming anak.

Exercise 14

- Victoria: Tom, do you work at Subic Bay?  
Tom: No, I work in Cubi Point.  
Victoria: Do you like your job there?  
Tom: Yes, I really like it. Do you also work?  
Victoria: Yes, of course; I work at Bank of America. Where do you live?  
Tom: I live on Rizal Avenue, Olongapo.  
Pedro: Would you like to eat?  
Tom: Yes, I would. Is there lumpia?  
Pedro: Yes, there is lumpia, pansit, puto, adobo...  
Tom: OK, let's eat.



Self-evaluation Quiz

1. May anak po ba kayo?
2. Mayroon kaming anim na anak.
3. Wala po akong anak.
4. Nagtatrabaho po ba kayo sa Subic Bay? OR Nagtatrabaho ka ba sa Subic Bay?
5. Saan po kayo nakatira?
6. Hindi na po ako makapagtatagal.
7. Paalam na po.
8. Adiyos.
9. (Saan kayo nakatira?)  
Nakatira kami sa Olongapo.  
(Nagtatrabaho ka ba sa Cubi Point?)  
Hindi po. Nagtatrabaho ako sa Grande Island.  
(May asawa ka ba?)  
Opo, mayroon.  
(May anak ba kayo?)  
Opo, mayroon kaming tatlong anak, isang lalaki at dalawang babae.

## Module II, Unit 1

### Exercise 4

1. (Dumeretso ka.)  
Go straight.
2. (Kumanan ka.)  
Turn right.
3. (Kumaliwa ka.)  
Turn left.
4. (Sa kanto, kumanan ka.)  
At the corner, turn right.
5. (Makikita mo ang Mabuhay Restaurant sa kanan mo.)  
You will see the Mabuhay Restaurant on your right.
6. (Makikita mo ang Rizal Park sa kanto.)  
You will see Rizal Park on the corner.

### Exercise 7

1. (Malapit ang Olongapo City Hall.)  
Olongapo City Hall is near.
2. (Malayo, mga labinlimang kilometro.)  
It's far, about 15 kilometers.
3. (Malapit, isang kalye lamang.)  
It's close, one block only.
4. (Malapit, sampung minuto sa kotse.)  
It's close, ten minutes by car.
5. (Malayo ang Baguio, apat na oras sa kotse.)  
Baguio is far, four hours by car.
6. (Malapit ang Rizal Avenue, limang minuto sa dyip.)  
Rizal Avenue is close, five minutes by jeepney.
7. (Malayo ang U.S. Embassy mula rito.)  
The U.S. Embassy is far away from here.
8. (Malapit ang Nayong Pilipino sa MIA, limang kalye lamang.)  
Nayong Pilipino is close to MIA, only five blocks.

Exercise 11

1. (tatlong araw sa lantsa)  
three days by motorboat
2. (limang oras sa eroplano)  
five hours by plane
3. (apatnapung araw sa bapor)  
forty days by ship
4. (dalawampung minuto sa dyip)  
twenty minutes by jeepney
5. (tatlumpung minuto sa taksi)  
thirty minutes by taxi
6. (limampung minuto sa kotse)  
fifty minutes by car
7. (apat na araw sa bangka)  
four days by boat
8. (sampung minuto sa kalesa)  
ten minutes by calesa
9. (siyam na kalye)  
nine blocks

Exercise 14

(Dumeretso ka ng dalawang kalye.)  
Go straight ahead for two blocks.

(Kumaliwa ka at dumeretso ka, ng mga tatlong kalye.)  
Turn left and go straight ahead about three blocks.

(Kumanan ka sa Taft Avenue at dumeretso ka hanggang Pedro Street.)

Turn right on Taft Avenue and go straight ahead to Pedro Street.

(Sa Pedro Street kumanan ka at dumeretso ka, ng mga pito o walong kalye.)

At Pedro Street turn right and go straight for about seven or eight blocks.

Exercise 15

Go straight ahead on Taft Avenue for about three blocks until Pedro Street.

Turn left at Pedro Street and go straight ahead for about seven to eight blocks until Del Pilar.

Turn left on Del Pilar and go straight ahead for about three blocks.

On the right, you'll see the Food Fiesta.

Exercise 16

1. Maaari po bang magtanong?
2. Gaano kalayo rito ang Rizal Park?
3. Paano po ba ang pagpunta sa U.S. Embassy?
4. Marami pong salamat sa tulong ninyo.
5. Hindi ko naiintindihan.
6. Pakiulit po ninyo. OR Pakiulit nga po.

Exercise 17

- Bob: Where is Taal Vista Lodge?
- Ticket agent: Near Tagaytay.
- Bob: Is it far?
- Ticket agent: Oh, yes, about five hours by bus. It's about 10 kilometers from Manila.
- Bob: Can you take a taxi there?
- Ticket agent: Yes (you can), but it's very far. Better yet, just take the bus. When you get to the Tagaytay bus station, go straight ahead to the corner. Turn left, and you will see Taal Vista Lodge on your right.
- Bob: Thank you very much.
- Ticket agent: OK!
- Bob: Until next time.

Self-evaluation Quiz

1. Paano po ba ang pagpunta sa Palace Hotel?
2. Hindi ko po naiintindihan. Pakiulit po ninyo.
3. Gaano kalayo rito ang California Bus Line?
4. Malapit ba rito ang istasyon ng bus? OR Malapit ba ang istasyon ng bus dito?
5. Malayo po ba ang Corregidor dito? OR Malayo ba rito ang Corregidor?
6. Marami pong salamat sa tulong ninyo.
7. (Sa kanto, kumanan ka. Dumeretso ka roon ng mga dalawang kalye hanggang sa Mabini Avenue.)  
On the corner, turn right. Go straight ahead (there) for about two blocks until Mabini Avenue.
8. (Limang oras sa bus mula sa Subic Bay ang Pagsanjan Falls.)  
Pagsanjan Falls is five hours by bus from Subic Bay.

## Module II, Unit 2

### Exercise 7

1. (Kailan darating ang taksi mula sa Manila Hotel?)  
When will the taxi arrive from the Manila Hotel?
2. (Kailan aalis ang bapor para sa Palawan?)  
When will the ship leave for Palawan?
3. (Anong oras ang alis ng dyip para sa Bulacan?)  
What time is the departure of the jeepney for Bulacan?
4. (Anong oras ang dating ng awto para sa Laguna?)  
What time is the arrival of the car for Laguna?
5. (Kailan ang dating ng bus mula sa Rizal Park?)  
When is the arrival of the bus from Rizal Park?

### Exercise 8

1. Anong oras ang dating ng tren sa Baguio?
2. Kailan aalis ang bapor para sa Mindanaw?
3. Anong oras ang dating ng bus sa Quezon School?
4. Kailan darating ang minibus sa Maynila?
5. Kailan aalis ang lantsa para sa Palawan?
6. Kailan darating ang dyip mula sa Bulacan?

### Exercise 14

1. Alas siyete beynte.
2. Alas dose kinse. OR Alas dose y kuwarto.
3. Ala una singko.
4. Alas tres y medya. OR Alas tres treynta.
5. Alas nuwebe diyes.
6. Alas onse beynte singko.
7. Ala una y kuwarto. OR Ala una kinse.
8. Alas sais beynte.

Exercise 16

1. (Alas tres.)  
It's three o'clock.
2. (Alas siyete diyas.)  
It's ten past seven.
3. (Menos kwarto para alas nuwebe.)  
It's quarter till nine.
4. (Ala una y medya.)  
It's one-thirty.
5. (Alas onse singko.)  
It's five past eleven.
6. (Menos beynte para alas dose.)  
It's twenty minutes to twelve.
7. (Ala una impunto.)  
It's exactly one o'clock.
8. (Alas kwatro y medya.)  
It's four-thirty.
9. (Alas seis kinse.)  
It's six fifteen.
10. (Alas diyas beynte singko.)  
It's ten twenty-five.

Exercise 17

1. Alas kwatro. OR Alas kwatro impunto.
2. Alas nuwebe y kwarto. OR Alas nuwebe kinse.
3. Alas dose y medya. OR Alas dose treynta.
4. Menos kwarto para alas nuwebe. OR Alas otso kuwarentay singko.
5. Ala una beynte singko.
6. Menos beynte para alas seis. OR Alas singko kuwarenta.

Exercise 19

1. (Aalis ang tren sa alas kuwatro y medya.)  
The train will leave at four-thirty.
2. (Aalis ang bus sa ala una impunto.)  
The bus will leave at exactly one o'clock.
3. (Aalis ang eroplano sa menos kuwarto para alas dose.)  
The airplane will leave at quarter till twelve.
4. (Aalis ang tren sa alas siyete beynte.)  
The train will leave at seven-twenty.
5. (Aalis ang bus sa alas diyes.)  
The bus will leave at ten.
6. (Darating ang bus sa diyes minuto pasado ala una.)  
The bus will arrive at ten minutes past one.
7. (Darating ang eroplano alas onse y medya.)  
The plane will arrive at eleven-thirty.
8. (Darating ang tren sa alas dose impunto.)  
The train will arrive at 12:00 exactly.
9. (Darating ang bus sa menos kuwarto para alas nuwebe.)  
The bus will arrive at quarter till nine.
10. (Darating ang eroplano sa beynte minuto pasado alas tres.)  
The airplane will arrive at twenty minutes past three.

Exercise 23

- |           |           |
|-----------|-----------|
| 1. ₱45.60 | 5. ₱60.00 |
| 2. ₱57.28 | 6. ₱22.10 |
| 3. ₱25.32 | 7. ₱ 0.09 |
| 4. ₱31.04 | 8. ₱ 2.56 |

Exercise 26

- |           |           |
|-----------|-----------|
| 1. ₱30.00 | 4. ₱40.50 |
| 2. ₱ 0.60 | 5. ₱30.20 |
| 3. ₱15.00 |           |

Exercise 27

1. Tatlong tiket nga po.
2. Limang tiket nga po para sa Baclaran.
3. Anong oras ang dating?
4. Magkano ang pasahe para sa Olongapo?
5. Maraming salamat.

Exercise 30

- Dave: Does this go to White Rock Beach?  
Driver: No. Take the jeepney by Victory Station.  
Dave: Does this go to Victory Station?  
Driver: Yes.  
Dave: How much?  
Driver: Special?  
Dave: No.  
Driver: One peso.  
Dave: Is White Rock far?  
Driver: About 20 minutes from Victory Station.



Self-evaluation Quiz

1. Isang tiket na balikan nga para sa Baguio.
2. Magkano ba ang isang tiket na deretso para sa Maynila?
3. Anong oras aalis ang eroplano para sa Baguio? OR Anong oras ang alis ng eroplano para sa Baguio?
4. Maraming salamat po.
5. Anong oras na?
6. Anong oras ang dating ng bus mula sa Maynila? OR Anong oras darating ang bus mula sa Maynila?
7. (Alas dos kinse.) 2:15  
(Alas onse y medya.) 11:30
8. (Kinse pesos at beynte sentimos.) ₱15.20
9. (Sisenta pesos at treyntay dos sentimos. ) ₱60.32
10. (Dalawampung piso at limampung sentimos.) ₱20.50

## Module II, Unit 3

### Exercise 7

1. Pakitingnan mo ang langis.
2. Pakitingnan mo ang radyador.
3. Pakitingnan mo ang mga goma.
4. Pakitingnan mo ang baterya.
5. Pakitingnan mo ang tubig.

### Exercise 14

1. (Sa palagay ko kailangan mo ng bagong pyuwel pamp.)  
I think you need a new fuel pump.
2. (Dalhin mo rito bukas ng umaga sa alas diyos impunto.)  
Bring it here tomorrow morning at exactly ten o'clock.)
3. (Tumawag ka muna sa bandang ala una.)  
Call first at around one o'clock.
4. (Anong kailangan ninyo?)  
What do you need?
5. (Sa palagay ko me diperensya ang transmision.)  
I think there's something wrong with the transmission.
6. (Sa labinlimang litro--e--treyntay siyete pesos.)  
For fifteen liters--um-thirty-seven pesos.

### Exercise 15

1. Maaari bang kunin ko sa hapon?
2. Maaari bang ayusin mo ang preno bukas? OR  
Maaari bang kumpunihin mo ang preno bukas?
3. Maaari bang dalhin ko ang awto rito sa Lunes?
4. Maaari bang kumpunihin mo ang alterneytor? OR  
Maaari bang ayusin mo ang alterneytor?
5. Maaari bang kunin ko ang awto ko mamaya?
6. Maaari bang dalhin ko ang awto ko sa alas kuwatro?
7. Maaari bang kunin ko sa Biyernes?
8. Maaari bang kumpunihin mo ang awto ko sa isang Miyerkules? OR  
Maaari bang ayusin mo ang awto ko sa isang Miyerkules?

(You could have used kotse or awtomobil instead of awto.)

Exercise 16

Tom: Fill it up, please. And would you please check the radiator, battery, oil, and the tire.  
How far is Tagaytay?

Attendant: About 60 kilometers.

Tom: Is the highway good?

Attendant: It's good for about 10 kilometers.

Tom: How do you get to Tagaytay?

Attendant: Go straight ahead for about two kilometers and turn left.

Tom: Thank you.

Self-evaluation Quiz

1. Punuin mo nga.
2. Pakitingnan mo nga ang langis, tubig at mga goma. OR  
Maaari bang tingnan mo ang langis, tubig at mga goma? OR  
Puwede bang tingnan mo ang langis, tubig at mga goma?
3. Pumutok ang goma ko.
4. Sa palagay ko, me diperensya ang karburador.
5. Hindi maaari. Puwede bang dalhin ko sa Huwebes ng umaga? OR  
Maaari bang dalhin ko sa Huwebes ng umaga?
6. Maaayos mo ba ang preno? OR Maaari bang ayusin mo ang  
preno? OR Puwede bang ayusin mo ang preno?
7. Pakitingnan mo nga ang baterya? OR Maaari bang tingnan mo  
ang baterya? OR Puwede bang tingnan mo ang baterya?
8. Dadalhin ko ang kotse ko sa alas diyes bukas.
9. Eto ang bayad.
10. Maaari bang kunin ko ang kotse bukas ng hapon? OR Puwede  
bang kunin ko ang kotse bukas ng hapon?
11. Hanggang bukas.
12. (O, sige, tingnan natin.)  
All right, let's check it.
13. (Okey naman ang baterya mo.)  
Your battery is OK.

## Module III, Unit 1

### Exercise 4

1. Para sa alas siyete ngayong gabi.
2. Para sa alas singko bukas ng hapon.
3. Para sa alas otso y medya bukas ng gabi.
4. Para sa alas tres y medya sa Linggo ng hapon.
5. Para sa alas diyos ngayong umaga.
6. Para sa alas dos beynte ngayong hapon.
7. Gusto kong magpareserba ng mesa para sa tatlong tao.
8. Gusto kong magpareserba ng mesa para sa walong tao.

### Exercise 9

(milk)

Dalhan mo pa ako ng gatas.

(lemonade)

Dalhan mo pa ako ng limonada.

(beer and soda)

Dalhan mo pa ako ng bir at soda

(some coffee)

Dalhan mo pa ako ng kape.

### Exercise 11

1. (Anong pangalan ninyo?)  
What is your name?
2. (Anong gusto ninyong inumin?)  
What would you like to drink?
3. (Sandali po.)  
One moment, please.
4. (Gusto pa ba ninyo ng kape?)  
Would you like more coffee?
5. (Para kailan?)  
For when?

Exercise 12

1. Gusto kong magpareserba para sa tatlong tao.
2. Para sa alas tres ngayong hapon.
3. Dalhan mo ako ng malamig na San Miguel bir.
4. Ayaw naming uminom.
5. Dalhan mo kami ng kok at serbesa negra.
6. Ayokong uminom.
7. Dalhan mo pa ako ng soda.

Exercise 13

Waiter (Ben): Mabuhay Restaurant. Good afternoon (sir).  
 Bob: How are you, Ben. This is Bob.  
 Waiter: OK, Bob, and you?  
 Bob: Just fine, Ben. May I reserve a table?  
 Waiter: For when?  
 Bob: For eight o'clock on Sunday night.  
 Waiter: For how many (persons)?  
 Bob: For three.  
 Waiter: OK. Until Sunday, Bob.

\* \* \*

Sunday night

Waiter: This is your table, Bob.  
 Bob: Thank you, Ben.  
 Waiter: What would you like to drink?  
 Bob: Bring me a dark beer.  
 Waiter: And you, ladies?  
 Mrs. Turner: I don't care to drink, Ben, thank you.  
 Mrs. Smith: I'd like an orange.

Self-evaluation Quiz

1. Gusto ko ng mesa para sa anim.
2. Gusto kong magpareserba ng mesa para sa tatlong tao.
3. Dalhan mo pa ako ng bir.
4. May menu ba kayo?
5. Ayokong uminom ng alak pero gusto ko ng kape.
6. (Mabuhay Restaurant. Magandang hapon po.)  
Gusto kong magpareserba ng mesa.  
(Para ngayong gabi?)  
Hindi. Para sa Sabado.  
(Okey. Anong oras?)  
Para sa alas otso.  
(Para sa ilang tao?)  
Para sa anim na tao.  
(Anong pangalan ninyo?)  
Your name.
7. (Gusto pa ba ninyo ng serbesa?)  
Would you like some more beer?
8. (Anong gusto ninyong inumin?)  
What would you like to drink?

## Module III, Unit 2

### Exercise 1

1. (Anong gusto ninyong kanin?)  
What would you like to eat?
2. (Anong gusto ninyong tanghalian?)  
What would you like for lunch?
3. (Anong gusto ninyong inumin?)  
What would you like to drink?
4. (Anong gusto ninyong almusal?)  
What would you like for breakfast?
5. (Anong gusto ninyong hapunan?)  
What would you like for supper?
6. (Anong gusto ninyong pagkain?)  
What food would you like?
7. (Anong gusto ninyong himagas?)  
What would you like for dessert?

### Exercise 8

1. Pakidalhan mo kami ng ensaladang litsugas at kamatis.
2. Anong ispesyal ngayon?
3. Gusto ko ng lutung-luto.
4. Pakibigyan mo ako ng ensaladang patatas.
5. Dalhan mo ako ng pansit.
6. Gusto ko ng adobong manok.



Exercise 12

1. (Para sa akin, sorbetes na makapuno.)  
For me, macapuno ice cream.
2. (Dalhan mo kami ng sorbetes na banila.)  
Bring us some vanilla ice cream.
3. (Pakidalhan mo ako ng sorbetes na langka.)  
Please bring me langka ice cream.
4. (Para sa akin, sorbetes na ubi.)  
For me, ubi ice cream.
5. (Dalhan mo kami ng bibingka.)  
Bring us some bibingka.
6. (Dalhan mo kami ng puto.)  
Bring us some puto.

Exercise 16

Weyter: Good evening, John. How are you?

John: Fine, and you, Julio?

Weyter: Fine, too. Here's the menu. What would you like to drink?

John: Bring me a cold dark beer.

Weyter: What would you like to eat?

John: How is the fried lapu-lapu today?

Weyter: Delicious!

John: OK, Bring me fried lapu-lapu, lettuce and tomato salad, and rice.

Weyter: Another beer?

John: OK, one more. What's a good dessert?"

Weyter: There's langka, macapuno, avocado, and purple yam ice cream. There's also rice cake, and kutsinta with coconut.

John: OK. Bring me kutsinta with coconut.

Weyter: Would you like some tea?

John: Yes, I would, and please bring the check also.

Weyter: OK.

Self-evaluation Quiz

1. Gusto ko ng lutung-luto.
2. Dalhan mo kami ng dalawang tasang kape.
3. Anong espesyal ngayon?
4. Masarap ang adobong baboy.
5. Pakidalhan mo ako ng isang basong tubig na malamig.
6. Bigyan mo ako ng sorbetes na abokado at bibingka.
7. Pakidalhan mo kami ng dalawang serbilyeta at dalawang tinidor.
8. Pakibigyan mo ako ng gatas at asukal para sa kape.
9. Pakidala mo ang tsit.

## Module IV, Unit 1

### Exercise 2

1. karne
2. karneng baka
3. giniling na karneng baka
4. karneng baboy
5. giniling na karneng baboy
6. manok
7. pabo
8. hipon
9. ulang
10. sugpo
11. alamang
12. lapu-lapu
13. bangus
14. maya-maya
15. alimango
16. alimasag

### Exercise 5

Magkano ang isang kilong sugpo?

Magkakano ang sugpo?

Magkano ang isang kilong karneng baka?

Magkakano ang karneng baka?

Magkano ang isang kilong hito?

Magkakano ang hito?

Exercise 6

1. Magkano ang isang kilong hipon?
2. Magkakano ang manok?
3. Magkakano ang ulang?
4. Magkano ang isang kilong pusit?
5. Magkano ang isang kilong talaba?
6. Magkano ang giniling na baboy?

Exercise 11

- |                       |     |
|-----------------------|-----|
| 1. (sitentay kuwatro) | 74  |
| 2. (otsenta)          | 80  |
| 3. (sitentay sais)    | 76  |
| 4. (nobentay nuwebe)  | 99  |
| 5. (sitentay uno)     | 71  |
| 6. (otsentay otso)    | 88  |
| 7. (sisentay singko)  | 65  |
| 8. (siyento)          | 100 |

Exercise 12

1. (tigbebeynte kuwatro pesos) ₱24 each
2. (tigtetrese pesos at sitenta sentimos) ₱13.70 each
3. (tig-aapat na piso at otsenta sentimos) ₱4.80 each
4. (tigwawalumpung piso) ₱80 each
5. (tig-ootsenta sentimos) ₱.80 each

Exercise 13

1. Kailangan ko ng mga isat kalahating kilong hito.
2. Bigyan mo ako ng isang kilong karneng baka.
3. Magkano ang isang kilong alimango.
4. Kailangan ko ng kalahating kilong longgonisa.
5. Bigyan mo ako ng isang kilong giniling na kareneng baka.

Exercise 15

- |            |             |
|------------|-------------|
| 1. repolyo | 6. sitaw    |
| 2. sibuyas | 7. kalabasa |
| 3. suha    | 8. bawang   |
| 4. bayabas | 9. mangga   |
| 5. talong  |             |

Exercise 17

1. Pagbilhan mo ako ng apat na papaya.
2. Magkano ang kilo ng sibuyas?
3. Kailangan ko ng isang taling sitaw at kalahating kilong bawang.
4. Magkakano ang talong?

Exercise 18

Anne: How much is the crab?

Tindera: ₱5.75 each.

Anne: Please give me three large crabs.

Tindera: OK. What else would you like to buy?

Anne: Do you have shrimps?

Tindera: None today, but it's (yet) to arrive tomorrow.  
Suki, look at the smoked milkfish, delicious!

Anne: OK, give me two big ones.

Tindera: Here, ma'am.

Anne: How much for everything?

Tindera: ₱48.25.

Self-evaluation Quiz

1. Magkakano ang manok?
2. Magkano ang kilo ng alimango?
3. Pagbilhan mo ako ng tatlong kilong karneng baka.
4. Bigyan mo ako ng kalahating kilong giniling na karneng baka.  
Bigyan mo ako ng apat na kilong hipon.  
Bigyan mo ako ng tatlong kilot kalahating talaba.
5. Gusto ko ng dalawang hinog na mangga.  
Gusto ko ng isang kilong sibuyas.  
Gusto ko ng sampung mansanas.  
Gusto ko ng dalawang niyog.  
Gusto ko ng isang latang pinya.
6. Gusto ko ng isang piling na saging at dalawang pinya.
7. Oo, gusto naming bumili ng mangga at peras.
8. Magkano ang isang kilong baboy?
9. Magkakano ang repolyo?
10. (Ano po ang ibig ninyong bilhin, ale?)  
What would you like to buy, ma'am?
11. (Tigbebeynte kuwatro peso at sitenta sentimos.)  
Twenty-four pesos and seventy centavos each.
12. (Ano pa ang kailangan ninyo?)  
What else do you need?

## Module IV, Unit 2

### Exercise 5

1. Naghahanap ako ng blusa para sa aking maybahay.
2. Naghahanap ako ng kamisadentro para sa aking tatay.
3. Naghahanap ako ng sapatos para sa aking anak na babae.
4. Kailangan ko ng pantalon para sa aking anak na lalaki.
5. Naghahanap ako ng kurbata para sa aking asawa.
6. Kailangan ko ng baróng Tagalog.
7. Mayroon ka bang saya?

### Exercise 12

1. Gusto ko ito.
2. Ayoko ng mga iyan.
3. Gusto ko ang mga iyon.
4. Maaari bang isukat ko ang kamisadentrong iyan?
5. Naghahanap ako ng kurbatang kulay balat.
6. Maaari bang isukat ko ang mga bestidong ito?
7. Gusto kong isukat ang mga iyan.
8. Gusto kong isukat ang asul na blusang iyon.
9. Kailangan ko ng kamisadentro para sa aking anak na lalaki-sukat katorse.

### Exercise 14

- |          |               |
|----------|---------------|
| 1. large | 5. very short |
| 2. small | 6. fits       |
| 3. long  | 7. all right  |
| 4. short |               |

8. OK
9. perfect
10. very long
11. a little small
12. fits well

### Exercise 16

1. (Anong sukat mo?)  
What is your size?
2. (Mamili kayo rito.)  
Choose from here.
3. (Eto ang malaki-laki.)  
Here's one a little larger.
4. (Isukat ninyo.)  
Try it on.
5. (Para sa asawa mo ba?)  
Is it for your spouse?
6. (Anong sukat ang kailangan ninyo?)  
What size do you need?
7. (Maliit ba nang kaunti?)  
Is it slightly small?
8. (Heto ang kulay pula.)  
Here's the red one.
9. (Isukat ninyo ang blusa na sukat 14.)  
Try the size 14 blouse.
10. (Gusto ba ninyo ang amerikanang asul?)  
Do you like the blue suit?



Exercise 17

Tindera: Hi, Anne. What do you need today?

Anne: A pantsuit.

Tindera: Is it for you?

Anne: Yes, it's for me.

Tindera: What's your size?

Anne: Twelve.

Tindera: Would you like these black ones? We also have garnet.  
You choose.

Anne: I would like to have this garnet one.

Tindera: Try it on.

\* \* \*

Anne: This is pretty but a little short. May I try on that  
black one?

Tindera: Certainly. Try it on.

\* \* \*

Tindera: Does it fit?

Anne: It's just right. How much is it?

Tindera: Only 75 pesos.

Self-evaluation Quiz

1. Maaari bang isukat ang mga ito?
2. Naghahanap ako ng blusa para sa aking anak na babae.
3. Kailangan ko ng puting kamisadentrong mahaba ang manggas.
4. Hindi magkasiya ito sa akin. Malaki nang kaunti.
5. (Ano po ang sukat ninyo?)  
What is your size?
6. Magkano ito?
7. Kasiyang-kasiya sa akin ang dilaw na kamisadentrong ito.
8. (Isukat mo ito.)  
Try this.
9. Gusto ko ang mga berdeng iyan.

## Module IV, Unit 3

### Exercise 2

1. tsinelas na abaka
2. istatuwa
3. kuwintas
4. panyolitong pinya
5. kabibi
6. kahon ng tabako
7. burdadong mantel
8. bastong inukit
9. prutera
10. larawang oleo
11. kuwadro

### Exercise 4

1. (Treyntay nuwebe pesos ang bastong ito.)  
This carved walking stick is 39 pesos.
2. (Singkuwenta pesos ang larawang iyon.)  
That picture is 50 pesos.
3. (Kuwarenta pesos at singkuwenta sentimos ang pruterang iyon.)  
That fruit bowl is 40 pesos and 50 centavos.
4. (Sisentay nuwebe pesos at nobentay singko sentimos ang silyang iyan.)  
That chair is 69 pesos and 95 centavos.
5. (Katorse pesos at beynte sentimos ang tsinelas na ito.)  
These slippers are 14 pesos and 20 centavos.
6. (Kapis po, kaya maganda.)  
Capiz, sir, that's why it's beautiful.

7. (Sapagka't gawang-kamay.)  
Because it's handmade.
8. (Hindi po maaari.)  
It's not possible, sir.
9. (Wala nang tawad.)  
There's no more discount.
10. (Murang-mura na iyan.)  
That's already very cheap.

Exercise 5

1. Anong yari ito?
2. Puwede bang }  
Maaari bang } kuwarenta pesos?
3. Puwede bang akong tumawad?
4. Pakibalot mo nang mabuti.
5. Gawang-kamay ba ito?
6. Magkano ang lampara?
7. Magkano ito?
8. Magkakano iyan?
9. Magkano iyon?

Exercise 6

- Tindera: Hi Anne, what would you like to buy today?
- Anne: I'd like a painting for my friend in California.
- Tindera: This is the nicest one. Do you like it?
- Anne: Yes, it's very beautiful! But how much is it?
- Tindera: I'll give it to you for 30 pesos.
- Anne: Why so expensive?
- Tindera: Because it's big and it's an oil painting.
- Anne: What's that frame made of?
- Tindera: It's "narra" and only 15 pesos.
- Anne: Can you give it to me for 35 pesos only for both the picture and the frame?
- Tindera: It's not possible. You can have it for 40 pesos.
- Anne: OK. Please wrap it up.

Self-evaluation Quiz

1. Magkano ang basket?
2. Bakit napakamahal?
3. Magkakano ang kabibi?
4. Magkano ito?
5. Puwede ba akong tumawad?
6. Maaari bang beynte singko pesos na lamang? OR Puwede bang beynte singko pesos na lamang.
7. Anong yari ito?
8. Magkano iyon?
9. (Puwede sa treynta pesos.)  
You can have it for 30 pesos.
10. (Sapagka't pinya at gawang-kamay.)  
Because it's pineapple fiber and handmade.
11. (Murang-mura na iyan.)  
That's already very cheap.

## Module V, Unit 1

### Exercise 3

1. (Nabalitaan ko na kailangan ninyo ng hardinero.)  
I heard that you need a gardener.
2. (Kailangan ba ninyo ng muchacho?)  
Do you need a houseboy?
3. (Kailangan ba ninyo ng kusinero?)  
Do you need a cook?
4. (Nabalitaan ko na kailangan ninyo ng labandera.)  
I heard that you need a laundress.
5. (Kailangan ba ninyo ng katulong na babae?)  
Do you need a housegirl?
6. (Nabalitaan ko na kailangan ninyo ng bebi-siter.)  
I heard that you need a baby-sitter.

### Exercise 8

1. Kailangan ko ng marunong magluto.
2. Dos siyentos singkuwenta pesos isang buwan ang suweldo.
3. Magluto ka nga ng manok.
4. Magpakain ka ng bata.
5. Maglinis ka nga ng bahay.
6. Kailangan ko ng marunong mag-alaga ng bata.
7. Maglampaso ka sa kusina.
8. Kailangan ko ng marunong magbakyum.

Exercise 12

1. Maghugas ka ng mga plato mamaya.
2. Magplantsa ka ng damit sa Martes.
3. Magluto ka ng manok ngayon.
4. Naglinis ka ba sa kusina noong Miyerkules?
5. Magpakain ka nga ng bata sa alas onse.
6. Mag-alaga ka nga ng bata ngayong gabi.
7. Maglampaso ka sa banyo ngayon.
8. Magdilig ka ng halaman bukas.
9. Nagbakyum ka ba noong Lunes?
10. Maglinis ka nga sa salas sa Biyernes.

Exercise 13

Linda: I would like to work as a maid for you.

Anne: Do you know how to iron and take care of the baby?

Linda: Yes, ma'am, and I also know how to cook adobo, lumpia, and pansit.

Anne: What is your name? How old are you?

Linda: My name is Linda Ramos. I am (already) 18 years [old].

Anne: Could you start on Monday, Linda?

Linda: How much is the salary?

Anne: Two hundred fifty pesos. Is that OK? And you will be off on Saturday and Sunday.

Linda: Many thanks. Until Monday morning.

Self-evaluation Quiz

1. Anong pangalan mo?
2. (Dalawampung taon ako.)  
I am 20 years old.
3. Kailangan ko ng marunong mag-alaga ng bata.
4. Puwede bang magsimula ka sa Martes ng umaga.
5. (Nabalitaan ko na kailangan ninyo ng katulong.)  
I heard that you need household help.

6. Dos siyentos pesos isang buwang ang suweldo mo.
7. (Marunong po akong magluto at maglaba.)  
I know how to cook and launder.
8. Tama na ba yon?
9. Magdilig ka ng mga halaman bukas.
10. a. Magpunas ka sa salas mamaya.  
b. Magplantsa ka nga ng pantalong asul.  
c. Maglinis ka sa kusina sa Martes.



## Module V, Unit 2

### Exercise 4

1. (Anong pangalan mo?)  
What is your name?
2. (Saan ka nakatira?)  
Where do you live?
3. (Anong telepono mo?)  
What is your telephone number?
4. (Saan ang bahay mo?)  
Where is your house?
5. (Anong pangalan ng nanay mo.)  
What's your mother's name?
6. (Anong pangalan ng tatay mo?)  
What's your father's name?
7. (Ilan ang anak mo?)  
How many children do you have?
8. (Ano po ba ang nangyari?)  
What happened, sir/ma'am?

### Exercise 6

1. Nasusunog ang kusina.
2. Nasagasaan ang bata.
3. Nanakawan kami.
4. Nawalan kami ng elektrisidad.
5. Nagbara ang aming kasilyas.
6. Nasira ang aming reridayeritor.
7. May sakit ang anak ko.
8. Magpapunta kayo ng doktor agad.

Exercise 10

- Anne: Hello! Hello! I need (very much) an electrician because our lights went out. Will you please send him here right away?
- Employee: The electrician isn't here yet. He'll be here later.
- Anne: When he arrives, send him (here) right away, OK?
- Employee: Yes, but what's your name and address, ma'am?
- Anne: My name is Anne Turner, and I live at 273 Magsaysay Drive.
- Employee: What's your telephone number?
- Anne: My telephone number is 21-35-97.
- Employee: Thank you, Mrs. Turner.
- Anne: You're welcome. I'll be waiting.

Self-evaluation Quiz

1. Nasusunog po ang kusina namin.
2. (Ano po ba ang nangyari?)  
What happened?
3. a. Roberta Smith ang pangalan ko.  
b. Dalawampung taon na ako.  
c. Nakatira ako sa Rizal Avenue, Olongapo.
4. Ito ba ang istasyon ng pulis?
5. (Ano po ba ang maipaglilingkod ko sa inyo?)  
What can I do for you?
6. (Makapupunta ako riyan sa bandang alas onse.)  
I'll be there around eleven o'clock.
7. Nakatira ako sa pangatlong palapag.



# CUMULATIVE GLOSSARY

## Pilipino-English

	A	<u>Mod</u>
A, a	(First letter of the Pilipino alphabet)	
aalis	will leave, will depart	II
Aba!	Ah!	IV
abaka	abaca (Manila hemp; fiber from a species of banana plant used in handicraft)	IV
Abril	April	I
abuhan	ashtray	IV
akin	mine, my	I
ako	I	I
adiyos	response to <u>paalam</u> , "good-bye"	I
admiral	admiral, almirante	I
adobo	a stew	III
adobong manok	chicken adobo	III
Agosto	August	I
ala una singko	five minutes after one (1:05)	II
alak	wine or liquor	I
alamang	baby shrimp	IV
alas kuwatro beynte OR beynte minuto pasado alas kuwatro	four-twenty (4:20)	II
alas diyos impunto	ten o'clock exactly	II
alas nuwebe impunto	nine o'clock exactly	II
alas nuwebe y medya	nine-thirty (9:30)	II
alas otso impunto	eight o'clock exactly	II

		<u>Mod</u>
alas singko diyas OR diyas minuto pasado alas singko	(5:10) OR ten minutes after five	II
alas siyete	seven o'clock (7:00)	II
alimango	crab	III
alimasag	small (variety of) crab	IV
alis	departure	II
almusal	breakfast	III
alterneytor	alternator	II
alumahan	blue, striped mackerel	IV
amerikana	suit	IV
amin	our, ours, us	II
anak	offspring, children	I
anak na babae	daughter	I
anak na lalaki	son	I
ang	the	I
ano	what	
anong ( <u>ano</u> plus linker <u>-ng</u> )		I
apahap	white sea bass	IV
araw	day, sun	I
asawa	spouse, wife, husband	I
asin	salt	IV
asukal	sugar	III
asul	blue	IV
asul na asul	dark blue	IV
asul na mura	light blue	IV
at	and	I
atin	our	II
ating ( <u>atin</u> plus <u>-g</u> )		

		<u>Mod</u>
ay	(used to mark an inverted sentence -- See Mod. I, Unit 2, Ex. 23.)	III
ayaw namin	We don't care for, we don't like	III
ayoko	I don't like	I

## B

B, a	(second letter of the Pilipino alphabet)	
ba	(question marker for "yes" or "no" questions)	I
babae	female (woman, girl)	I
babalik	will be back	IV
Babalik kayo.	Come back again.	IV
baboy	pig or pork	III
adobong baboy	pork adobo	III
bakit	why	IV
Bakit mahal?	Why expensive?	IV
Bakit napakamahal?	Why so expensive?	IV
bakya	wooden shoes	IV
bagahe	baggage room	II
bago	new	II
bagong ( <u>bago</u> plus linker <u>-ng</u> )		II
bagyo	typhoon	I
balikan	round trip	II
bandana	scarf	IV
bandang alas tres	around three o'clock	II
bangka	boat	II
bangus	milkfish	IV
tinapang bangus	smoked milkfish	IV
bapor	ship	II

		<u>Mod</u>
baro OR bestido	dress	IV
barong-tagalog	(embroidered long-sleeved shirt worn on formal occasions)	IV
basket	basket	IV
baso	glass	III
baston	walking stick, cane	IV
bastong ( <u>baston</u> plus linker <u>-g</u> )		
bastong inukit	carved walking stick	IV
baterya	battery	II
bawang	garlic	IV
bayabas	guavas	IV
bayad	payment	II
berde	green	IV
berdeng-berde	dark green	IV
berdeng mura	light green	IV
bibili	will buy	IV
bibingka	(baked rice cake with coconut milk and sugar)	III
bigas	rice	IV
bigyan	to give	III
pakibigyan	please give	
bilhin	to buy (the focus is on the object to be bought)	IV
Binibini (Bb.)	Miss, unmarried woman	I
Binibining (Binibini plus <u>-ng</u> )		I
bir	beer	III
San Miguel bir	San Miguel beer	III
bistik	(thin sliced beef with soy sauce, lemon and sliced onions)	III

		<u>Mod</u>
Biyernes	Friday	II
blusa	blouse	IV
bote	bottle	III
bukas	tomorrow	II
bukas ng hapon	tomorrow afternoon	II
bukas ng umaga	tomorrow morning	II
bumalik	to return	IV
babalik	to be back	IV
bumili OR bilhin	to buy	IV
bibili	will buy	IV
burdado	embroidered	IV
burdadong ( <u>burdado</u> plus <u>-ng</u> )		
bus	bus	II
buto ng baka	beef bones	IV
buwan	month, moon	I
buwig	bunch	IV

## K

K, k	(third letter of the Pilipino alphabet, equivalent to hard c [k] in the English alphabet)	
ka (same as <u>ikaw</u> )	you	I
kabibi	conch shell	IV
kabute	mushroom	IV
kahon	box	IV
kaibigan	friend	I
kailan	when	II
kailangan	need	II
kain	(variation of <u>kumain</u> , "eat")	III



		<u>Mod</u>
kalabasa	yellow squash	IV
kalahati	half (1/2)	IV
kalahating ( <u>kalahati</u> plus <u>-ng</u> )		
kalamansi drink	citrus drink	III
kalayo	length (in distance)	II
kalesa	(horse-drawn covered rig for two people)	II
kaliwa	left	II
sa kaliwa	on the left	II
sa kaliwa mo	on your left	II
kalsunsilyo	undershorts	IV
kalye	block, avenue	II
kamatis	tomato	III
kami	we, us	I
kaming ( <u>kami</u> plus <u>-ng</u> )		I
kamisadentro	shirt with collar	IV
kamisadentrong ( <u>kamisadentro</u> plus <u>-ng</u> )		
kamisadentrong mahaba ang manggas	long-sleeved shirt	IV
kamisadentrong maikli ang manggas	short-sleeved shirt	IV
kamisatsino	collarless shirt	IV
kamison	slip or chemise	IV
kanan	right	II
sa kanan	on the right	II
sa kanan mo	on your right	I
kangkong	watercress	III
kanin (n.)	steamed rice	III
kanin (v.)	to eat	III
kanto	corner	II

		<u>Mod</u>
kapatid na babae	sister	IV
kapatid na lalaki	brother	IV
kape	coffee	I
kapis	capiz (shell from mollusks)	IV
kapitan	captain	I
karburador OR karbureytor	carburetor	II
karetela	(horse-drawn covered rig for six people)	II
kargada	baggage	II
karne	meat	IV
karneng (karne plus -ng)		
karneng baboy	pork	IV
karneng baka	beef	IV
kasilyas	toilet	II
kasiya	fits, fitting	IV
kasiyang-kasiya	fits well	IV
hindi kasiya/hindi magkasiya	doesn't fit/can't fit	IV
kastanyas	chestnut	
katulad	like	IV
katulad ko	like me	IV
kaunti	few, little bit, slight	I
kaya	that's why	IV
kayo	you (plural of ka; also used to show respect when addressing one person)	I
kendi	candy	IV

		<u>Mod</u>
kilala	acquaintance	I
kilo	kilo	IV
kilong ( <u>kilo</u> plus <u>ng</u> )		
klase	quality	IV
mabuting klase	good quality	IV
ko (same as <u>akin</u> )	mine, my	I
kong ( <u>ko</u> plus <u>-ng</u> )		I
kok na may yelo	coke with ice	III
komander	commander	I
koronel	colonel	I
kotse OR awto	car	II
kulay	color	IV
kulay abo	gray, color of ash	IV
kulay balat	tan, color of skin	IV
kulay kape	dark brown, color of coffee	IV
kulay orens	orange, color of orange	IV
kulay rosas	pink, color of rose	IV
kulay ubi	purple, color of yam	IV
kumain	to eat	I
kumaliwa	to turn left	II
kumanan	to turn right	II
kumpunihin	to repair, to fix	IV
Kumusta?	How are you?	I
Kumusta kayo?	How are you, sir/ma'am?	
kung	during, when, if	I
kunin	to get	II
kurbata	necktie	IV
kutsara	spoon	III
kutsarita	teaspoon	III
kutsilyo	knife	III

		<u>Mod</u>
kutsinta	(steamed brown cake served with fresh shredded coconut)	III
kuwadro	picture frame	IV
kuwintas	necklace	III
 <b>D</b> 		
D, d	(fourth letter of the Pilipino alphabet)	
dalag OR bulig	mudfish	IV
dalagang-bukid	(species of red, salt-water fish)	IV
dalhan	to bring something for somebody	IV
pakidalhan	please bring something for somebody	III
dalhin	to bring	
dadalhin	will bring	
damit	clothes	IV
darating	will arrive	II
dating	arrival	II
deretso	straight	II
dilaw	yellow	IV
dilaw na dilaw	dark yellow	IV
dilaw na mura	light yellow	IV
din OR rin	also, too	I
dinuguan	(sauteed meat and pork blood stew with spices)	III
diperensya	problem	II
Disyembre	December	I
dito OR rito	here	I
Dito lang.	Just here.	I

		<u>Mod</u>
dosena	dozen	IV
dosenang ( <u>dosena</u> plus <u>-ng</u> )		
dumating	to arrive	IV
dumeretso	to go straight ahead	II
dyip	jeepney	II

## E

E, e	(fifth letter of the Pilipino alphabet)	
Enero	January	I
ensalada	salad	III
ensaladang ( <u>ensalada</u> plus <u>-ng</u> )		
ensaladang labanos at sibuyas	radish and onion salad	III
ensaladang labong	bamboo shoots salad	III
ensaladang litsugas at kamatis	lettuce and tomato salad	III
ensaladang manok	chicken salad	III
ensaladang patatas	potato salad	III
ensaladang pipino	cucumber salad	III
ensaladang talong at kamatis	eggplant and tomato salad	III
erkonbus	air-conditioned bus	II
eroplano	airplane	II
eskabetse OR escabeche	sweet-and-sour fish	III
espesyal	special, specialty	III
Eto. OR Heto.	Here.	II

G

G, g	(sixth letter of the Pilipino alphabet)	
gaano	how much	II
gabi	evening, night	I
Magandang gabi.	Good evening.	I
Gabi na.	It's late. It's already late. It's night time already.	I
gasolina	gasoline	II
gasulinahan	gas station	II
gatang	<u>chupa</u> , half of a liter	IV
gatas	milk	III
gawang-kamay	handmade	IV
gayon din	same, also, likewise	I
Gayon din ako.	Same with me.	I
Ginang (Gng.)	Mrs., married woman	I
giniling	ground	IV
giniling na karneng baboy	ground pork	IV
giniling na karneng baka	ground beef	IV
Ginoo (G.)	Mr., gentleman	I
goma	tire	II
granate	garnet color	IV
guhit	(line on a scale: about 100 grams or 3 1/2 oz.)	IV
gulay	vegetable	IV
sitaw	string beans	III
gusto	want, like	
gustung-gusto	want/like very much	I
guyabano drink	(drink made from guyabano fruit)	III

H

H, h	(seventh letter of the Pilipino alphabet)	
halaga	price, cost	IV
hanbag	handbag	IV
hangga	until	II
hanggang ( <u>hangga</u> plus <u>-ng</u> )	until tomorrow	II
hanggang bukas		
hangin	air	II
hapon	afternoon (from 2-5 p.m.)	I
hapunan	evening meal, supper, dinner, meal at night	
henerador OR dyenereytor	generator	II
hilaw	raw, not cooked	III
himagas	dessert	III
hindi	no	I
hindi maaari	no, I can't; not possible	IV
hindi makapagtatagal	can't stay longer	I
hinog	ripe	IV
Hintayan	Waiting Room	II
hipon	shrimp	III
hito	catfish	IV
ho OR po	(terms for respect)	II
Hoy!	Hi!	III
Hulyo	July	I
Hunyo	June	I

		<u>Mod</u>
husto	all right	IV
hustung-husto	just right	IV
Huwebes	Thursday	II
 I  		
I, i	(eighth letter of the Pilipino alphabet)	
ibalot	to wrap	IV
ipakibalot	please wrap	IV
ibig	like, want, would care to	IV
ibigay	to give	IV
ibibigay	will give	IV
ikagalak	to be happy/pleased	I
ikinagagalak	I am happy, I am pleased	I
ignisyon	ignition	II
Ilan?	How many?	III
impormasyon	information	II
impunto	exactly	II
inumín OR umínom (v.)	to drink	III
inumín (n.)	beverage, refreshment	III
inyo	your, you (pl. of <u>iyo</u> )	I
sa inyo	to you	I
inyong ( <u>inyo</u> plus <u>-ng</u> )	you	I
ipakilala	to be introduced	I
ipinakilala	is being introduced	I
isa't kalahating kilo	one and a half kilo (1 1/2 kilo)	IV
isang kwarto	one fourth	IV
isda	fish	III
isdang ( <u>isda</u> plus <u>-ng</u> )		III
isdang lapu-lapu	rock sea bass	IV



		<u>Mod</u>
ispark plag	spark plug	II
istasyon ng bus	bus station	II
istatuwa	statue	IV
isteyk	steak	III
isukat	to try on	IV
itim	black	IV
itim na itim	jet black	IV
ito	this (object or person close to the speaker)	I
mga ito	these (pl. of <u>ito</u> )	
iyan	that (near the speaker and person addressed)	IV
Gusto ko iyan.	I like that.	IV
mga iyan	those	
iyo	you, your	I
iyong ( <u>iy</u> plus <u>-ng</u> )	your	
iyon	that	II

## L

L, l	(ninth letter of the Pilipino alphabet)	
La Tondeña	Philippine rum	III
Labasan	Exit	II
lahat	everything, all	III
lalaki	male, man	I
mga lalaki	men	I
anak na lalaki	son	
lamang	only	I
lampara	lamp	IV
lang	(short form of <u>lamang</u> )	I
langis	oil	II

		<u>Mod</u>
lantsa	motorboat	II
larawan	picture, painting	IV
larawang ( <u>larawan</u> plus <u>-g</u> )		
larawang oleo	oil painting	IV
lata	can (noun)	IV
latang ( <u>lata</u> plus <u>-ng</u> )		
letse plan	leche flan (lemon-egg flavored custard)	III
libra	pound	IV
librang ( <u>libra</u> plus <u>-ng</u> )		IV
limon	lemon	III
limonada	lemonade	III
Linggo	Sunday	I
linggo	week	I
litro	liter (1 3/4 quarts)	IV
litson OR lechon	roast suckling pig or roast pork	III
longganisa	sausage	IV
lumpia	(shrimps, pork, and vegetable wrapped in rice starch paper)	III
Lunes	Monday	II
sa isang Lunes	next Monday	II
luto	cooked	
lutung-luto	well done	III
luya	ginger	IV

## M

M, m	(the tenth letter of the Pilipino alphabet)	
maaari	can	II
maaayos	to put to order	II

		<u>Mod</u>
mabuti	good, fine, well, all right, OK, nice	I
mabuting ( <u>mabuti</u> plus <u>-ng</u> ) mabuti pa	better yet	II
makapagtatagal	will be able to stay longer	I
makapuno	(a variety of coconut used for desserts)	III
makikita	will be able to see	II
makilala	to meet or know (as in an introduction)	I
makina OR motor	engine	II
maganda	beautiful, good, nice	I
magkano	how much	II
Magkano ito?	How much is this?	IV
Magkano iyan?	How much is that?	IV
Magkano iyon?	How much is that? (far away) OR How much is that over there?	IV
Magkakano?	How much each? OR How much a piece?	IV
magkita	meet each other	IV
magdagdag	add	IV
magdagdag pa kayo	add some more	IV
magdala	to bring	IV
magdyip	to take a jeepney	II
maghapunan	to eat supper	IV
magpareserba	to reserve	III
magpunta OR pumunta	to go	IV
magtanong	to inquire, ask a question	II
magtrabaho	to work	I

		<u>Mod</u>
mahaba	long	
mahaba nang kaunti	a little long	IV
masyadong mahaba	too long, very long	IV
mahal	expensive, dear	IV
mahangin	windy	I
mahilaw-hilaw	rare	III
maikli	short	IV
maikli nang kaunti	a little short	IV
masyadong maikli	very short, too short	IV
mainit	hot	I
mainit nang kaunti	a little hot	I
mainit na mainit	very hot	I
malaki	large, big	IV
malaki-laki	a little larger	IV
malaki nang kaunti	a little large	IV
malalaki	big (plural of <u>malaki</u> )	IV
masyadong malaki	too large, very large	IV
malamig	cold	I
malamig nang kaunti	a little cold	I
malamig na malamig	very cold	II
malapit	near, close	II
malayo	far	II
maliit	small	IV
maliit nang kaunti	a little small	IV
masyadong maliit	very small, too small	IV
mamá	mister	II
mamaya	later	II
mamayang hapon	later this afternoon	II
mamili	choose	IV
mangga	mango	IV
manggas	sleeve	IV

		<u>Mod</u>
manok	chicken, hen	III
mansanas	apple	IV
mantel	tablecloth	IV
burdadong mantel	embroidered tablecloth	IV
marami	many, plenty, a lot	II
Marso	March	I
Martes	Tuesday	II
masarap	delicious	III
masarap na masarap	very delicious	III
Masarap lahat.	Everything is deli- cious. OR All are delicious.	III
masikip	tight	IV
masikip nang kaunti	a little tight	IV
masyadong masikip	too tight, very tight	IV
masyado	very, utmost	I
matagal	long time	I
matagal na	long time now	I
may OR mayroon	there is, are, has, have	I
maya-maya	red snapper	IV
maybahay	wife	I
maulan	rainy	I
Maynila	Manila	I
Mayo	May	I
me	(variation of <u>may</u> )	
medyas	socks, stockings	IV
medyo-hilaw	medium rare	III
medyo-luto	medium well	III
medyor	major	I
menos	less, minus	III
menu	menu	III

		<u>Mod</u>
mesa	table	III
mesang ( <u>mesa</u> plus <u>-ng</u> )		IV
mesang ratan	rattan table	IV
mga	(plural marker for common nouns)	I
mga dalawang oras	about two hours	II
midyum	medium	IV
minibus	minibus	II
minuto	minute	II
Miyerkules	Wednesday	II
mo (same as <u>iyo</u> )	your, yours, by you	III
mula OR mula sa	from	II
muli (same as <u>uli</u> )	again	I
mura	cheap	IV
murang-mura	very cheap	IV
mustasa	mustard green	IV

N

N,n	(the eleventh letter of the Pilipino alphabet)	
na	already, this time, now	I
nakatira	lived, have been living	I
nagagalak	happy, glad, pleased	I
Nagagalak ako.	I am pleased.	
Nagagalak kami.	We are pleased.	I
naghahanap	looking for	IV
nagpareserba	reserved	III
nagtatrabaho	work, works, working	I
trabaho	job, work (n.)	
naiintindihan	to understand	II

		<u>Mod</u>
naman	also, too	I
namin (like <u>amin</u> )	our, exclusive	I
nanay	mother	IV
nang	which is, that is, when	IV
napaka	very, utmost	I
napakaganda	very nice	IV
napakahangin	very windy	I
napakamahal	very expensive	IV
Napakamahal naman.	It's too expensive.	IV
napakasarap	very delicious	III
natin	we, our, us	II
ng	(noun marker)	I
-ng	(linker that follows a word that ends in a vowel)	I
-na	(linker that follows a word that ends in a consonant except <u>n</u> )	I
-g	(linker that follows a word that ends in <u>n</u> )	I
ninyo	you, your (plural form of <u>mo</u> )	II
niyog	coconut	III
nobyá	girl friend	IV
Nobyembre	November	I
nobyó	boyfriend	IV

NG

NG, ng	(the twelfth letter of the Pilipino alphabet)	
nga	please, indeed, in fact	II
ngayon	now, today	II
ngayong gabi	this evening	II
ngayong hapon	this afternoon	II
ngayong umaga	this morning	II

O

O, o	(thirteenth letter of the Pilipino alphabet)	
O sige. OR O, sige na nga.	All right.	II&IV
Okey	good, nice, OK	I
OK lang.	Just fine.	I
Oktubre	October	I
opo	yes (polite form)	I
oras	time, hour	I
orens	orange drink, orange juice	III

P

P, p	(fourteenth letter of the Pilipino alphabet)	
pa	yet, more	I
paalam	good-bye (for now)	I
Paalam na po.	Good-bye. (polite form; never used as a response)	I
paano	how	
pabo	turkey	IV



		<u>Mod</u>
paki	(prefix which means "please")	II
pakidala	please bring	III
pakiulit	please repeat	II
pagbati	greeting	I
pagbilhan	sell	IV
pagbilhan mo ako	you sell me	IV
pagbili	buying (gerund)	IV
pagkain	food	III
pagpapakilala	introduction	I
pagpunta	to get to a direction	II
palagay	opinion, thought	II
sa palagay ko	I think so	II
palda	skirt	IV
palitaw	(sweet rice dumpling dipped in ground sesame seed, coconut and sugar)	III
pamilihan OR palengke	market	IV
panahon	season	I
pangalan	name	III
pansit gisado	(sauteed noodles with meat and vegetables)	III
pansit luglog	(boiled noodles topped with sauteed meat and vegetables)	III
pansut	pant suit	IV
pantalón	pants	IV
panyolito	handkerchief	IV
panyolitong ( <u>panyolito</u> plus -ng)		
panyolitong pinya	handkerchief made from pineapple fiber	IV

		<u>Mod</u>
papaya	papaya	IV
para OR para sa	for	II
Paradahan	Parking	II
pasahe	fare	II
Pasukan	Entrance	II
patatas OR papas	potato	IV
payong	umbrella	IV
Pebrero	February	I
peras	pear	IV
pero	but	
peso OR piso	peso(s) (Philippine currency)	II
piling na saging	hand of bananas	IV
Pilipinas	Philippines	I
pinakamaganda	niciest, most beautiful	IV
pipino	cucumber	III
platito	saucer	III
plato	plate	III
pleysmat na abaka	abaca placemat	IV
po	(term for respect)	I
polo baróng	(short-sleeved version of traditional barong Tagalog)	IV
preno	brakes	II
prito	fried	III
pritong ( <u>prito</u> plus <u>-ng</u> )		
pritong bangus	fried milkfish	III
pritong lapu-lapu	deep-fried lapu-lapu	III
pritong manok	fried chicken	III

		<u>Mod</u>
prutas	fruits	IV
prutera	fruit tray	IV
pula	red	IV
pulang-pula	dark red	IV
putok na goma	a flat tire	II
punda	pillow case	IV
burdadong punda	embroidered pillow case	IV
punuin	to fill	II
pupunta	will go	I
pusit	squid	IV
puti	white	IV
puto	(steamed rice cake served with freshly ground coconut)	III
puto-bumbong	(purple rice steamed in small bamboo tubes with coconut and sugar)	III
puwede	can, possible	II
Puwede bang tumawad?	Can I make an offer?	IV
pyuwel pamp	fuel pump	II

## R

R, r	(fifteenth letter of the Pilipino alphabet)	
radyetor	radiator	II
reguleytor OR regulador	regulator	II
repolyo	cabbage	IV
reserbasyon	reservation	II

		<u>Mod</u>
restawran	restaurant	III
rito OR dito	here	I
roon OR doon	there ( <u>roon</u> is used when it follows words ending in a vowel)	II

## S

S, s	(the sixteenth letter of the Pilipino alphabet)	
sa	to, in, from, at, for, on	I
sa iyo	to you	
sa umaga	in the morning	II
saan	where	I
Saan ka pupunta?	Where are you going?	I
Sabado	Saturday	II
sabaw	soup	III
saka	also	IV
saging	bananas	IV
salad bol	salad bowl	IV
Salamat (po).	Thank you, sir/ma'am.	I
salop	<u>ganta</u> (three liters or $\frac{5}{5}$ I/2 quarts)	IV
sa makalawa	day after tomorrow	II
sampalok	tamarind (tart and sour fruit used for flavoring fish or meat soup with vegetables)	III
Sandali po.	Just a moment, sir/ma'am.	II
sando	sleeveless undershirt	IV

		<u>Mod</u>
sandok	ladle	IV
sapagka't	because	IV
sapatilya	dressy slippers with heels	IV
sapatos	shoes	
sarhento	sergeant	I
saya	long skirt	IV
sentimo(s)	centavo(s)	II
Septyembre	September	I
serbesa negra	dark	III
serbilyeta	table napkin	III
si	(marker for persons)	I
sibuyas	onion	III
sige	let's go	I
sili	green elongated pepper	III
silya	chair	IV
silyang ( <u>silya</u> plus <u>-ng</u> )		
sina	(plural of <u>si</u> )	I
sinigang	(soup with shrimps and fish, string beans, watercress, tomatoes, chili pepper, onion, and tamarind or lemon)	III
sinigang na baka	(beef and vegetable soup flavored with lemon or tamarind)	III
sinigang na hipon	(shrimp and vegetable soup flavored with lemon or tamarind)	III
sioktong	sweet Chinese red wine	III
sitaw	slender string beans	III

		<u>Mod</u>
soda	soda	III
sombrero	hat	IV
sopas	soup, broth	III
sorbetes	ice cream	III
sorbetes na abokado	avocado ice cream	III
sorbetes na langka	langka ice cream	III
sorbetes na makapuno	makapuno ice cream	III
sorbetes na mangga	mango ice cream	III
sorbetes na pinya	pineapple ice cream	III
sorbetes na ubi	purple yam ice cream	III
subenir	souvenir	IV
sukat	size	IV
suki	customer, patron	IV
sugpo	prawns	IV
suha	grapefruit	IV

T

T, t	(seventeenth letter of the Pilipino alphabet)	
tabako	cigar(s)	II
takilya	ticket window	II
takilyera	ticket seller (f.)	II
takilyero	ticket seller (m.)	II
taksi	taxi	II
taga-saan	from where	I
Taga-saan ka?	From where are you?	I
Taga-saan po kayo?	From where are you, sir/ma'am?	I
talaba	oyster	IV
tali	bundle	IV
taling ( <u>tali</u> plus <u>-ng</u> )		IV
talong	eggplant	IV

		<u>Mod</u>
tama	OK, right	IV
tamang-tama	just right, perfect	IV
tambutso	muffler	II
tatay	father	IV
Opisina	Office	II
tanghali	noon	I
tanghalian	lunch, dinner on a special occasion	III
tao	people	III
taon	year	I
tasa	cup	III
tawad	discount	IV
tayo	we	I
terno	(traditional butterfly- sleeved dress)	IV
tiket	ticket	II
tig	each	IV
tinapa	smoked fish	IV
tinapang ( <u>tinapa</u> plus <u>-ng</u> )		IV
tindahan	store	IV
tindahan ng damit	clothing store	IV
tindera/tindero	seller, storekeeper	IV
tingnan	check, look	II
tinidor	fork	III
tinyente	lieutenant	I
toge	bean sprout	IV
torta	egg-meat omelet	III
trak	truck	II

		<u>Mod</u>
transmisyon	transmission	II
traysikol	motorized pedicab	II
tren	train	II
tsa	tea	III
tsinelas	slippers	IV
tsinelas na abaka	abaca slippers	IV
tsit	check	III
tubig	water	II
tulong	help, assistance	II
tumawad	to bargain	IV
tumawag	to call up	II
tumira	to reside	IV
tyun ap	tune up	II

## U

U, u	(eighteenth letter of the Pilipino alphabet)	
ubas	grapes	IV
ulang OR labster	lobster	III
uli	again	I
umaga	morning	I
Magandang umaga.	Good morning.	I
umalis	to leave	IV
uminom	to drink	I



Mod

W

W, w	(nineteenth letter of the Pilipino alphabet)	
wala	none, doesn't have don't have	OR III
walang ( <u>wala</u> plus <u>-ng</u> ) Walang anuman.	Don't mention it.	II
weyter	waiter	III
weytres	waitress	III
wiski na may yelo	whiskey on the rocks	III

Y

Y, y	(twentieth letter of the Pilipino alphabet)	
'y medya	... and a half	II
yari	make	IV
yelo	ice	III

## English-Pilipino

	A	<u>Mod</u>
abaca (Manila hemp)	abaka	IV
about/around	bandang	II
about/around three	bandang alas tres	II
o'clock		
about two hours	mga dalawang oras	II
add	magdagdag	IV
add some more	magdagdag pa kayo	IV
admiral	admiral, almirante	I
afternoon	hapon	I
this afternoon	ngayong hapon	II
again	mulì, uli	I
Ah!	Aba!	IV
air	hangin	II
airplane	eroplano	II
all	lahat	III
All [are] delicious.	Masarap lahat.	III
All right.	{ O sige.	II
	{ O sige na nga.	IV
	{ Husto.	IV
already	na	I
also	saka	IV
alternator	alterneytor	II
and	at	I
apple	mansanas	IV
April	Abril	I

		<u>Mod</u>
around	bandang	I
around two o'clock	bandang alas dos	II
to arrive	dumating	IV
arrival	dating	II
will arrive	darating	II
to ask a question	magtanong	II
ashtray	abuhan, astre	IV
assistance OR help	tulong	II
at	sa	I
August	Agosto	I
<b>B</b>		
baggage	kargada	II
baggage room	bagahe	II
banana	saging	IV
hand of bananas	piling na saging	IV
to bargain	tumawad	IV
basket	basket	IV
battery	baterya	II
bean sprout	toge	IV
beautiful/nice	maganda	I
very nice/beautiful	napakaganda	IV
because	sapagka't	IV
beef	karneng baka	IV
beef bones	buto ng baka	IV
beer	bir	I
San Miguel beer	San Miguel bir	III
dark beer	serbesa negra	III
being happy	ikinagagalak	I
better yet	mabuti pa	II
big	malaki	IV
bit (a little bit)	kaunti	IV

		<u>Mod</u>
black	itim	IV
jet black	itim na itim	IV
block	kalye	II
blouse	blusa	IV
a flat tire	putok na goma	II
blue	asul	
dark blue	asul na asul	IV
light blue	asul na mura	
blue, striped mackerel	alumahan	IV
boat	bangka	II
bottle	bote	III
bowl (salad)	salad bowl	IV
box	kahon	IV
boyfriend	nobyong	IV
brakes	preno	II
breakfast	almusal	III
to bring	dalhin, magdala	II
will bring	dadalhin	II
to bring something for somebody	dalhan	III
please bring	pakidala	III
please bring something for somebody	pakidalhan	III
broth	sabaw	III
brother	kapatid na lalaki	IV
brown OR tan	kulay balat	IV
bunch	buwig	IV
bundle	tali	IV
bus	bus	II
air-conditioned bus	erkonbus	II
bus station	istasyon ng bus	II

		<u>Mod</u>
but	pero	I
to buy	bilhin, bumili	IV
buying	pagbili	IV
<b>C</b>		
cabbage	repolyo	IV
cake	keyk	III
baked rice cake	bibingka	III
steamed brown cake	kutsinta	III
to call	tumawag	II
can (n.)	lata	IV
can OR possible	puwede, maaari	II
Can I make an offer?	Puwede bang tumawad?	IV
candy	kendi	IV
can't stay longer	hindi makapagtatagal	I
captain	kapitan	I
car	kotse, awto, awtomobil	II
carburetor	karburador, karbureytor	II
caretela	karetela	II
catfish	hito	IV
centavo	sentimo	II
chair	silya	IV
rattan chair	silyang ratan	IV
cheap	mura	IV
very cheap	murang-mura	IV
to check	tingnan	II
please check	pakitingnan	II

		<u>Mod</u>
cheese	keso	IV
chestnut	kastanyas	IV
chicken	manok	III
chicken adobo	adobong manok	III
child	anak	I
children	mga anak	I
choose	mamili	IV
<u>chupa</u> (half of a liter)	gatang	IV
cigars	tabako	IV
clothing	damit	IV
clothing store	tindahan ng damit	IV
coffee	kape	I
coffee color	kulay kape	
coke	kok	III
coke with ice	kok na may yelo	III
cold	malamig	I
a little cold	malamig nang kaunti	I
very cold	malamig na malamig	I
colonel	koronel	I
color	kulay	IV
garnet (color)	granate	
orange (color)	kulay orens	IV
Come back again.	Babalik kayo.	IV
commander	komander	I
to cook	magluto	III
cooked	luto	III
corner	kanto	II
cost	halaga	IV
crab	alimango	IV
small (variety of) crab	alimasag	IV

		<u>Mod</u>
cucumber	pipino	III
cup	tasa	III
custard OR leche flan	letse plan	III
customer	suki	IV
<b>D</b>		
daughter	anak na babae	I
day OR sun	araw	I
day after tomorrow	samakalawa	II
December	Disyembre	II
delicious	masarap	III
very delicious	masarap na masarap, napakasarap	III
departure	alis	II
dessert	himagas	III
dinner	hapunan	III
discount	tawad	IV
don't like OR don't care	ayaw	III
I don't like.	Ayoko.	III
We don't care.	Ayaw namin.	
Don't you like?	Ayaw mo ba?	IV
Don't mention it.	Walang anuman.	II
dozen	dosena	IV
drink (n.)	inumín	
kalamansi juice	kalamansi dyus	III
orange juice } orange drink }	orens dyus	III
to drink	inumín, uminom	III
dress	baro, bestido	II
during	kung	I

		<u>Mod</u>
<b>E</b>		
to eat	kumain, kain, kainin, kanin	I
to eat supper	maghapunan	IV
egg	itlog	III
egg-meat omelet	torta	III
eight o'clock exactly (8:00)	alas otso impunto	II
embroidered	burdado	IV
embroidered pillow case	burdadong punda	IV
embroidered tablecloth	burdadong mantel	III
engine	makina, motor	II
Entrance	Pasukan	II
everything	lahat	III
Everything [is] delicious.	Masarap lahat.	III
exactly	impunto	II
Exit	Labasan	II
expensive	mahal	IV
too/very expensive	napakamahal	IV
It's too expensive.	Napakamahal naman.	IV
<b>F</b>		
far	layo, kalayo, malayo	II
fare	pasahe, bayad	II
father	tatay	IV
February	Pebrero	I
female (woman, girl)	babae	I
to fill	punuin	II
fine	mabuti	I
fish	isda	III



		<u>Mod</u>
fit, fits, OR fitting	kasiya, husto	IV
fits well	kasiyang-kasiya	IV
doesn't fit	hindi magkasiya	IV
five minutes after one	singko minuto pasado ala una	II
five-ten (5:10)	alas singko diyos	II
to fix	ayusin, kumpunihin	II
food	pagkain	III
for	para, para sa	II
fork	tinidor	III
four-twenty (4:20)	alas kuwatro beynte	II
twenty minutes past four	beynte minuto pasado alas kuwatro	II
fourth	isang kuwato	IV
Friday	Biyernes	II
fried	prito	
fried chicken	pritong manok	III
fried lapu-lapu	pritong lapu-lapu	III
fried milkfish	pritong bangus	III
friend	kaibigan	I
from	mula (sa)	II
from where	taga saan	
From where are you?	Taga saan ka?	
From where are you, sir/ma'am?	Taga saan po kayo?	
fruit(s)	prutas (mga)	IV
fruit tray	prutera	IV
fuel pump	pyuwel pamp	II

		<u>Mod</u>
	<b>G</b>	
garlic	bawang	IV
gasoline	gasolina	II
gas station	gasulinahan	III
generator	dyenerator OR henerador	II
to get	kunin	II
getting late	gabi na	I
ginger	luya	IV
girl friend	nobyá	IV
to give	bigyan, ibigay	III, IV
will give	ibibigay	IV
glass	baso	III
to go	pumunta OR magpunta	IV
will go	pupunta	I
go straight ahead	dumeretso	II
good	mabuti	I
Good afternoon.	Magandang hapon.	I
Good-bye.	Paalam na po.	I
Good-bye (response).	Adiyos.	I
Good day.	Magandang araw.	I
Good evening.	Magandang gabi.	I
Good morning.	Magandang umaga.	I
Good noon.	Magandang tanghali.	I
grape	ubas	IV
gray	kulay abo	IV
greeting	pagbati	I

		<u>Mod</u>
ground	giniling	IV
ground beef	giniling na baka	IV
ground pork	giniling na karneng baboy	IV
guavas	bayabas	IV
 <b>H</b> 		
half (1/2)	kalahati	IV
handbag	hanbag	IV
handkerchief	panyolito	IV
handkerchief made from pineapple fiber	panyolitong pinya	IV
handmade	gawang-kamay, yaring kamay	IV
happy to/pleased to/glad to	nagagalak, ikinagagalak	I
I am pleased	Nagagalak ako	I
We're pleased	Nagagalak kami	
hat	sombrero	IV
have been living	nakatira	I
Hello! (telephone greeting)	Halo! OR Helo!	III
here	rito, dito	II
here is/are	eto, heto	II
Hi!	Hoy! OR Hay!	IV
his/her	niya	IV
hot	mainit	I
a little hot	mainit nang kaunti	I
very hot	mainit na mainit	I
how	paano	II
How are you?	Kumusta ka?	I
How are you? (polite/formal)	Kumusta po kayo?	I

		<u>Mod</u>
how far	gaano kalayo	II
how many	ilan	
how much	magkano	II
how much each	} magkakano	IV
how much a piece		IV
How much is this?	Magkano ito?	IV
How much is that?	Magkano iyan?	IV
How much is that (far)?	Magkano iyon?	IV
husband	asawa	IV
 I  		
I	ako	I
I don't like.	Ayoko.	I
I think so.	Sa palagay ko.	II
ice	yelo	III
ice cream	sorbetes, ayskrim	III
avocado ice cream	sorbetes na abokado	III
langka ice cream	sorbetes na langka	III
macapuno ice cream	sorbetes na makapuno	III
mango ice cream	sorbetes na mangga	III
pineapple ice cream	sorbetes na pinya	III
purple yam ice cream	sorbetes na ubi	III
ignition	ignisyon	II
in	sa	I
indeed, in fact	nga	II
information	impormasyon	II
to inquire	magtanong	II
to be introduced	ipakilala	I
is being introduced	ipinakilala	I
introduction	pagpapakilala	I

		<u>Mod</u>
<b>J</b>		
January	Enero	I
jeepney	dyip	II
July	Hulyo	I
June	Hunyo	I
Just a moment.	Sandali po.	III
Just fine.	Okey lang.	I
Just here.	Dito lang.	I
just right/perfect	tamang-tama	IV
<b>K</b>		
kilo	kilo	IV
knife	kutsilyo	III
<b>L</b>		
ladle	sandok	IV
lady (married woman)	Ginang	IV
lamp	lampara	IV
large	malaki	IV
a little large	malaki nang kaunti	IV
very large	masyadong malaki, napakalaki	IV
later	mamaya	II
to leave	umalis	
will leave } will depart }	aalis	II
left	kaliwa	II
on the left	sa kaliwa	II
on your left	sa kaliwa mo	II
lemon	limon	III
lemonade	limonada	III

		<u>Mod</u>
less/minus	menos	III
let's go	sige	I
lettuce	litsugas	III
lieutenant	tenyente	I
like	katulad	IV
like me	katulad ko	IV
I like	gusto ko	I
line on a scale (about 100 grams or 3 1/2 oz.)	guhit	III
(linkers used between sequence of words)	ng, na, -g	I
liter (1 3/4 quarts)	litro	IV
lived	nakatira	I
lobster	labster, ulang	III
long	mahaba	IV
a little long	mahaba nang kaunti	IV
very long	masyadong mahaba	IV
looking for	naghahanap	IV
lunch	tanghalian	III

## M

ma'am	po (term for respect)	I
made	yari	IV
major	medyor, major	I
male (man, boy)	lalaki	I
mango	mangga	IV
Manila	Maynila	I
many/plenty	marami	II
March	Marso	I

		<u>Mod</u>
(marker for singular nouns)	ang	I
(marker for plural nouns)	mga	I
(marker for proper nouns)	si, sina	I
(marker-question)	ba	II
market	pamilyhan, palengke	IV
May	Mayo	I
meat	karne	IV
medium	midyum	III
medium rare	medyo hilaw	III
medium well	medyo luto	III
meet	makilala	I
meet each other	magkita	I
menu	menu	III
milk	gatas	III
milkfish	bangus	IV
smoked milkfish	tinapang bangus	IV
mine, my	akin	I
minibus	minibus	II
minute	minuto	II
Miss	Binibini (Bb.)	I
Mister	Ginoo (G.), Mamã	II
Monday	Lunes	II
next Monday	sa isang Lunes	II
month/moon	buwan	I
morning	umaga	I
mother	nanay	IV
motorboat	lantsa	II
Mrs.	Ginang (Gng.)	I

		<u>Mod</u>
muffler	tambutso	II
mushroom	kabute	IV
my, mine	akin	I
N		
name	pangalan	III
napkin	serbilyeta	III
native of	taga-	I
near	malapit	II
necklace	kwintas	IV
necktie	kurbata	IV
need	kailangan	II
new	bago	II
nine o'clock exactly (9:00)	alas nuwebe impunto	II
nine-thirty (9:30)	alas nuwebe y medya	II
No	Hindi	I
No, I can't.	Hindi, maaari.	II
none	wala	I
noodles	mike/bihon/miswa	III
boiled noodles topped with sauteed meats and vegetables	pansit luglog	III
sauteed noodles with meat and vegetables	pansit gisado	III
noon	tanghali	I
November	Nobyembre	I
now	ngayon	II
numbers	(see chart at the end of the glossary)	



		<u>Mod</u>
<b>O</b>		
October	Oktubre	I
office	tanggapan, opisina	II
Oh!	O!	
oil	langis	II
oil painting	larawang ole	IV
OK	tama, okey, sige	IV
on	sa	II
one and a half kilo	isang kilo't kalahati	IV
onion	sibuyas	III
only	lamang, lang	I
opinion/thought	palagay	II
our/ours	atin, namin, amin, natin	II
oyster	talaba	IV
<b>P</b>		
painting (picture)	larawan	IV
pants (long)	pantalón	IV
pant suit	pansut	IV
papaya	papaya	IV
Parking	Paradahan	II
patron	suki	IV
payment	bayad	II
pear	peras	IV

		<u>Mod</u>
pedicab (motorized)	traysikol	II
people	tao	III
pepper	sili	III
peso	piso, pesos	II
Philippine rum	La Tondeña	III
Philippine national dish	adobo	III
Philippines	Pilipinas	I
picture frame	kuwadro	IV
picture (painting)	larawan	IV
pink	kulay rosas	IV
place mat	pleysmat	IV
plate	plato	III
please	paki, nga	II
please repeat	pakiulit	II
pork	karneng baboy	IV
pork adobo	adobong baboy	III
potato	patatas, papas	IV
pound (lb.)	libra	IV
prawn(s)	sugpo	IV
price	halaga	IV
problem	diperensya	II
purple (color of yam)	kulay ubi	IV
to put to order	maaayos	II

## Q

quality	klase	IV
good quality	mabuting klase	IV

	R	<u>Mod</u>
radiator	radyetor	II
radish	labanos	III
rainy	maulan	I
raisin	pasas	IV
rare (steak)	mahilaw-hilaw	III
raw	hilaw	III
red	pula	IV
dark red	pulang-pula	IV
red saltwater fish	dalagang-bukid	IV
red snapper	maya-maya	IV
regulator	reguleytor, regulador	II
to repair	kumpunihin	II
to reserve	magpareserba	III
reservation	reserbasyon	II
restaurant	restawran	III
rest room	C.R. (Comfort Room)	II
rice	bigas	IV
cooked rice/steamed rice	kanin	III
white ground rice	giniling na bigas	III
right	kanan	II
on the right	sa kanan	II
on your right	sa kanan mo	II
ripe	hinog	IV
roast pig	litson OR lechon	III
rock sea bass	isdang lapu-lapu	IV
round trip	balikan	II

## S

salad	ensalada	III
bamboo shoots salad	ensaladang labong	III
chicken salad	ensaladang manok	III
cucumber salad	ensaladang pipino	III
eggplant and tomato salad	ensaladang talong at kamatis	III
lettuce and tomato salad	ensaladang letsugas at kamatis	III
potato salad	ensaladang patatas	III
radish and onion salad	ensaladang labanos at sibuyas	III
same	gayon din	I
Same with me.	Gayon din ako.	I
Saturday	Sabado	II
saucer	platito	III
sausage	longgonisa	IV
scarf	bandana	IV
sea bass, white	apahap	IV
season	panahon	I
see (will be able to ...)	makikita	II
sell	pagbilhan	IV
seller	tindera, tindero	IV
September	Septyembre	I
sergeant	sarhento	I
seven o'clock (7:00)	alas siyete	II
shell, conch	kabibi	IV
shell, capiz	kapis	IV
ship	bapor	II

		<u>Mod</u>
shirt	kamisadentro	IV
collarless shirt	kamisatsino (m.)	IV
long-sleeved shirt	kamisadentrong mahaba ang manggas	IV
short-sleeved shirt	kamisadentrong maikli ang manggas	IV
shoes	sapatos	IV
wooden shoes	bakya	IV
short	maikli	IV
a little short	maikli nang kaunti	IV
very short	masyadong maikli	IV
shrimp	hipon	III
small variety of shrimp	alamang	
shrimp sinigang	sinigang na hipon	III
sir	po, ho	I
sister	kapatid na babae	IV
size	sukat	IV
skirt	palda	IV
long skirt	saya	IV
sleeve	manggas	IV
slip/chemise	kamison	IV
slippers	tsinelas	IV
heeled slippers	sapatilya	IV
abaca slippers	tsinelas na abaka	IV
small	maliit	IV
a little small	maliit nang kaunti	IV
very small	masyadong maliit	IV
socks/stockings	medyas	IV
soda	soda	III
son	anak na lalaki	I
soup	sopas, sabaw	III
souvenir	subenir	IV
spark plug	ispark plag	II
special/specialty	espesyal	III

		<u>Mod</u>
spouse	asawa	I
spoon	kutsara	III
squash	kalabasa	IV
squid	pusit	IV
to stay longer (not able)	(hindi) makapagtatagal	I
statue	istatuwa	III
steak	isteyk	III
well-done steak	isteyk na lutung-luto	III
store	tindahan	IV
storekeeper	tindera	IV
straight	deretso	II
string beans	sitaw	III
sugar	asukal	III
suit	amerikana	IV
Sunday	Linggo	I

## T

table	mesa	III
rattan table	mesang ratan	IV
tamarind	sampalok	III
tan	kulay balat	IV
taxi	taksi	II
tea	tsa	I
teaspoon	kutsarita	III
ten o'clock exactly	alas diyos impunto	II
(terms for respect)	ho, po	I

		<u>Mod</u>
Thank you.	Salamat.	I
Thank you, sir/ma'am.	Salamat po.	I
that (far from the speaker but close to the person spoken to)	iyan	IV
that (far away from both the speaker and person spoken to)	iyon	II
that's why	kaya	IV
the	ang	I
there	roon, doon	II
there is/are     }	may OR mayroon	I
there has/have }		
these	mga ito	IV
this	ito	I
those	mga iyan, mga iyon	
I like those.	Gusto ko ang mga iyon.	IV
three liters (5 1/4 quarts)	isang salop	IV
Thursday	Huwebes	II
ticket	tiket	II
ticket window	takilya	II
tight	masukip	IV
a little tight	masukip nang kaunti	IV
very tight	masyadong masukip	IV
time	oras	II
time (long)	matagal	I
long time now	matagal na	I
tire	goma	II
to	sa	I
today	ngayon	II
toilet	kasilyas	II
tomato	kamatis	III

		<u>Mod</u>
tomorrow	bukas	II
tomorrow afternoon	bukas ng hapon	II
tomorrow morning	bukas ng umaga	I
too/also	din, rin, naman	I
train	tren	II
transmission	transmisyon	II
to try on	isukat	IV
Tuesday	Martes	II
tune up	tyun ap	II
turkey	pabo	IV
to turn left	kumaliwa	II
to turn right	kumanan	II
twelve liters of rice	apat na salop na bigas	IV
typhoon	bagyo	I
U		
um--	e--	IV
umbrella	payong	IV
undershirt (T-shirt)	kamiseta	IV
undershirt (sleeveless)	sando	IV
to understand	naiintindihan	II
underwear	kalsunsilyo	IV
until	hangga	II
until tomorrow	hanggang bukas	II
us	amin, kami	II&III
utmost	napaka	I



		<u>Mod</u>
V		
vegetable	gulay	IV
very	masyado	I
W		
waiter	weyter	III
Waiting Room	Hintayan	II
waitress	weytres	IV
walking stick	baston	IV
carved walking stick	bastong inukit	IV
want/like	gusto	I
want/like very much	gustung-gusto	I
water	tubig	I
watch/clock	orasan	II
we	kami, tayo	I
Wednesday	Miyerkoles	II
week	linggo	I
well done	lutung-luto	III
what	ano	I
what else	ano pa	IV
when	kailan	II
where	saan	I
Where are you going?	Saan ka pupunta?	I
whiskey on the rocks	wiski na may yelo	III
white	puti	IV
why	bakit	IV
wife	maybahay, asawa	I
windy	mahangin	I

		<u>Mod</u>
wine/liquor	alak	I
work/job (n.)	trabaho	I
to work	magtrabaho	I
working	nagtatrabaho	I
would like to } would care to }	ibig	IV
wrap	ibalot	IV
please wrap	ipakibalot	IV

## Y

year	taon	I
yellow	dilaw	IV
dark yellow	dilaw na dilaw	IV
light yellow	dilaw na mura	IV
yes	Oo ( <u>opo</u> for respect)	I
you	ka, kayo, ikaw	I
your	ninyo, mo	II
yours	inyo, iyo	I

## NUMBERS

	<u>Tagalized Spanish</u>	<u>Pilipino</u>		<u>Tagalized Spanish</u>	<u>Pilipino</u>
1	uno	isa	11	onse	labing-isa
2	dos	dalawa	12	dose	labindalawa
3	tres	tatlo	13	trese	labintatlo
4	kuwatro	apat	14	katorse	labing-apat
5	singko	lima	15	kinse	labinlima
6	sais	anim	16	disisais	labing-anim
7	siyete	pito	17	disisiyete	labimpito
8	otso	walo	18	disiotso	labingwalo
9	nuwebe	siyam	19	disinuwebe	labinsiyam
10	diyes	sampu	20	beynte	dalawampu

	<u>Tagalized Spanish</u>	<u>Pilipino</u>
10	diyes	sampu
20	beynte	dalawampu
30	treynta	tatlumpu
40	kuwarenta	apatnapu
50	singkuwenta	limampu
60	sisenta	animnapu
70	sitenta	pitumpu
80	otsenta	walumpu
90	nobenta	siyamnapu
100	siyento	sandaan

	<u>Tagalized Spanish</u>	<u>Pilipino</u>
21	beynte uno	dalawampu't isa
22	beynte dos	dalawampu't dalawa
23	beynte tres (etc.)	dalawampu't tatlo (etc.)
31	treyntay uno	tatlumpu't isa
32	treyntay dos	tatlumpu't dalawa
33	treyntay tres (etc.)	tatlumpu't tatlo (etc.)
41	kuwarentay uno	apatnapu't isa
42	kuwarentay dos	apatnapu't dalawa
43	kuwarentay tres (etc.)	apatnapu't tatlo (etc.)
51	singkuwentay uno	limampu't isa
52	singkuwentay dos	limampu't dalawa
53	singkuwentay tres (etc.)	limampu't tatlo (etc.)

	<u>Tagalized Spanish</u>	<u>Pilipino</u>
100	siyento	sandaan
200	dos siyentos	dalawang daan
300	tres siyentos	tatlong daan
400	kuwatro siyentos	apat na raan
500	singko siyentos	limang daan
600	sais siyentos	anim na raan
700	siyete siyentos	pitong daan
800	otso siyentos	walong daan
900	nuwebe siyentos	siyam na raan
1,000	mil	isang libo
2,000	dos mil	dalawang libo

Appendix – List of Images

<b>PDF Page(s)</b>	<b>Document Page(s)</b>	<b>Image Link</b>	<b>License</b>	<b>Modifications</b>
2	Title page	<a href="http://commons.wikimedia.org/wiki/File:Big_Manila.jpg">http://commons.wikimedia.org/wiki/File:Big_Manila.jpg</a>	<a href="http://creativecommons.org/licenses/by-sa/3.0/">http://creativecommons.org/licenses/by-sa/3.0/</a>	
15	8	<a href="http://commons.wikimedia.org/wiki/File:Fort_Santiago_Gate.jpg">http://commons.wikimedia.org/wiki/File:Fort_Santiago_Gate.jpg</a>	Public domain	
16, 56, 104, 130, 172	9, 49, 97, 123, 165	<a href="http://commons.wikimedia.org/wiki/File:Sailinginthephilippines.JPG">http://commons.wikimedia.org/wiki/File:Sailinginthephilippines.JPG</a>	Public domain	cropped, monochrome
17, 29, 45, 57, 71, 91, 105, 115, 131, 147, 163, 173, 185	10, 22, 38, 50, 64, 84, 98, 108, 124, 140, 156, 166, 178	<a href="http://commons.wikimedia.org/wiki/File:PHILIPPINE_Indio.JPG">http://commons.wikimedia.org/wiki/File:PHILIPPINE_Indio.JPG</a>	Public Domain	monochrome
18, 30, 46, 58, 72, 92, 106, 116, 132, 148, 164, 174, 186	11, 23, 39, 51, 65, 85, 99, 109, 125, 141, 157, 167, 179	<a href="http://commons.wikimedia.org/wiki/File:Fort_Santiago_Gate.jpg">http://commons.wikimedia.org/wiki/File:Fort_Santiago_Gate.jpg</a>	Public domain	monochrome
19, 32, 47, 62, 73, 94, 107, 118, 134, 149, 165, 176, 187	12, 25, 40, 55, 66, 87, 100, 111, 127, 142, 158, 169, 180	<a href="http://commons.wikimedia.org/wiki/File:Coconut_Palace_Court.jpg">http://commons.wikimedia.org/wiki/File:Coconut_Palace_Court.jpg</a>	<a href="http://creativecommons.org/licenses/by/2.0/">http://creativecommons.org/licenses/by/2.0/</a>	
27, 44, 54, 69, 89, 101, 114, 127, 145, 162, 169, 183, 193	20, 37, 47, 62, 82, 94, 107, 120, 138, 155, 162, 176, 186	<a href="http://commons.wikimedia.org/wiki/File:Cebu_City.jpg">http://commons.wikimedia.org/wiki/File:Cebu_City.jpg</a>	Public domain	
28	21	<a href="http://commons.wikimedia.org/wiki/File:ManilaCityHall.jpg">http://commons.wikimedia.org/wiki/File:ManilaCityHall.jpg</a>	Public domain	
52	45	<a href="http://commons.wikimedia.org/wiki/File&gt;Welcome_sign_for_NS_Subic_Bay.jpg">http://commons.wikimedia.org/wiki/File&gt;Welcome_sign_for_NS_Subic_Bay.jpg</a>	Public domain	

55	48	<a href="http://commons.wikimedia.org/wiki/File:Rizal_Park_Facing_Quirino_Grandstand.jpg">http://commons.wikimedia.org/wiki/File:Rizal_Park_Facing_Quirino_Grandstand.jpg</a>	<a href="http://creativecommons.org/licenses/by/2.0/">http://creativecommons.org/licenses/by/2.0/</a>	
61	54	<a href="http://commons.wikimedia.org/wiki/File:Jeepney_Quezon_City.jpg">http://commons.wikimedia.org/wiki/File:Jeepney_Quezon_City.jpg</a>	Public domain	
70	63	<a href="http://commons.wikimedia.org/wiki/File:Jeepney_Carbon_Market.jpg">http://commons.wikimedia.org/wiki/File:Jeepney_Carbon_Market.jpg</a>	Public domain	
85	78	<a href="http://www.flickr.com/photos/acullador/2363534996/">http://www.flickr.com/photos/acullador/2363534996/</a>	<a href="http://creativecommons.org/licenses/by-nd/2.0/deed.en">http://creativecommons.org/licenses/by-nd/2.0/deed.en</a> (verified 2010.1.1)	
90	83	<a href="http://commons.wikimedia.org/wiki/File:PH_Peso_500.jpg">http://commons.wikimedia.org/wiki/File:PH_Peso_500.jpg</a>	Public domain, Fair use	reduced resolution, added "Sample" text
90	83	<a href="http://commons.wikimedia.org/wiki/File:Japanese_Ten_Peso_note-Occupation_currency.jpg">http://commons.wikimedia.org/wiki/File:Japanese_Ten_Peso_note-Occupation_currency.jpg</a>	Public domain	Slightly cropped
93	86	<a href="http://commons.wikimedia.org/wiki/File:Traffic-cebu-city.jpg">http://commons.wikimedia.org/wiki/File:Traffic-cebu-city.jpg</a>	Public domain	
103	96	<a href="http://commons.wikimedia.org/wiki/File:Floating_Restaurant_Los_Ba%C3%B1os.jpg">http://commons.wikimedia.org/wiki/File:Floating_Restaurant_Los_Ba%C3%B1os.jpg</a>	<a href="http://creativecommons.org/licenses/by-sa/2.0/">http://creativecommons.org/licenses/by-sa/2.0/</a>	
103	96	<a href="http://commons.wikimedia.org/wiki/File:Food_village.jpg">http://commons.wikimedia.org/wiki/File:Food_village.jpg</a>	<a href="http://creativecommons.org/licenses/by-sa/3.0/">http://creativecommons.org/licenses/by-sa/3.0/</a>	
128	121	<a href="http://commons.wikimedia.org/wiki/File:Robinsons_Place_Manila.jpg">http://commons.wikimedia.org/wiki/File:Robinsons_Place_Manila.jpg</a>	<a href="http://creativecommons.org/licenses/by-sa/3.0/">http://creativecommons.org/licenses/by-sa/3.0/</a>	
129	122	<a href="http://commons.wikimedia.org/wiki/File:Ayala_Center_Cebu_Terraces.jpg">http://commons.wikimedia.org/wiki/File:Ayala_Center_Cebu_Terraces.jpg</a>	<a href="http://creativecommons.org/licenses/by-sa/3.0/">http://creativecommons.org/licenses/by-sa/3.0/</a>	
136	129	<a href="http://commons.wikimedia.org/wiki/File:Philippines_Lobsters.jpg">http://commons.wikimedia.org/wiki/File:Philippines_Lobsters.jpg</a>	<a href="http://creativecommons.org/licenses/by/2.0/">http://creativecommons.org/licenses/by/2.0/</a>	
144	137	<a href="http://commons.wikimedia.org/wiki/File:Halo_halo1.jpg">http://commons.wikimedia.org/wiki/File:Halo_halo1.jpg</a>	<a href="http://creativecommons.org/licenses/by/2.0/">http://creativecommons.org/licenses/by/2.0/</a>	
148	141	<a href="http://commons.wikimedia.org/wiki/File:Marcos_Clark_Air_Base_cropped.jpg">http://commons.wikimedia.org/wiki/File:Marcos_Clark_Air_Base_cropped.jpg</a>	Public Domain	